



Bord Altranais agus
Cnáimhseachais na hÉireann
Nursing and Midwifery
Board of Ireland

State of the Register 2025

1st June 2025

Contents

Forewords	2
What we do	4
Introduction	5
Overview of the NMBI Register	6
Total Registration Numbers	7
Nursing Register – General, Children’s, Psychiatric and Intellectual Disability Nursing Divisions	17
Nursing Divisions	21
General Nurses Division	22
Children’s Nurses Division	28
Psychiatric Nurses Division	34
Intellectual Disability Nurses Division	40
Post-primary Divisions of the Register	46
Public Health Nurses Division	47
Advanced Nurse Practitioners Division	53
Nurse Prescribers Division	60
Nurse Tutors Division	66
Midwifery Register	72
Midwives Division	76
Advanced Midwife Practitioners, Midwife Prescribers and Midwife Tutors Divisions	83
Appendix	94

Forewords



As President of the Nursing and Midwifery Board of Ireland (NMBI), I am honoured to present the *State of the Register 2025*.

As a regulator, we continue to advance the standards of nursing and midwifery in Ireland for the benefit of patients, service users, communities and society as a whole.

This report is a valuable resource for policymakers and workforce planners, supporting evidence-based decisions that enhance healthcare delivery across Ireland. It acts as an important tool for our colleagues across the health sector, as we collectively strive to strengthen healthcare delivery and ensure public confidence in nursing and midwifery.

On behalf of the Board, I wish to extend my sincere thanks to our registered nurses and midwives for their professionalism, compassion and commitment to providing high-quality care. I also acknowledge the dedication of NMBI staff in compiling this report.

Dr Louise Kavanagh McBride
President



As NMBI Chief Executive, I am pleased to publish the *State of the Register 2025*. This report, now in its fourth year, offers a detailed and data-driven overview of the nursing and midwifery professions in Ireland, and serves as a vital resource for the Irish healthcare sector.

Since its inception, the *State of the Register* has become an essential instrument for evidence-based decision-making in health workforce planning. The comprehensive data provided in the NMBI *State of the Register*, supports our collective efforts to ensure the Irish healthcare system is equipped to meet future needs. It is heartening to note that there are now 92,385 nurses and midwives on the NMBI Register, which is a 3% increase on the previous year and the highest number recorded to date.

I would like to extend my sincere thanks to our registrants for their dedication and professionalism. I also wish to acknowledge the work of NMBI's Director of Registration, Dr Ray Healy, the Communications Department and the excellent work of our dedicated staff who contributed to the development of this report.

Together, we remain committed to supporting our nurses and midwives, strengthening our regulatory processes and safeguarding the public through the promotion of excellence in practice.

Carolyn Donohoe
Chief Executive

We are

the regulatory body
for the professions
of NURSING
and MIDWIFERY
in Ireland.

Our Vision

is to provide leadership
to registered nurses and
midwives in delivering safe
care through innovative and
proactive professional
regulation.

Our Mission

is to protect the public
and the integrity of the
professions of nursing and
midwifery through the
promotion of high standards
of education, training,
and professional
conduct.

Our Values

define the way we operate as an
organisation and shape our culture.
In all that we do we endorse and strive
to live the core nursing and midwifery
values of compassion, care and commitment,
which are at the heart of the professions, and
we work to ensure they are at the heart
of NMBI, for the good of registrants
and our colleagues within
the organisation.

What we do

In our role as the regulator for the professions of nursing and midwifery and in fulfilling our mission, we:

- maintain the **Register of Nurses and Midwives** and a Candidate Register for student nurses and midwives
- set the **standards** for the education of nurses and midwives
- approve programmes of education necessary for registration and monitor these programmes on an ongoing basis
- support our registrants by providing appropriate guidance on professional conduct and ethics for both registered nurses and midwives
- investigate and consider complaints against nurses and midwives.

Our role in setting standards and providing guidance for approximately 92,000 registered nurses and midwives in Ireland focuses on public safety. We work collaboratively with the Department of Health, employers, managers, representative bodies, educators, other regulatory bodies and our registrants.

Introduction

The *State of the Register 2025* presents a comprehensive statistical analysis of NMBI's Register. This year's report highlights encouraging trends as our Register continues to grow and the number of practising and patient-facing registrants continues to increase.

As the regulatory body for nurses and midwives in Ireland, we are committed to ensuring public protection through the promotion of high standards of education, training and professional conduct. The data contained in this report supports that mission by offering robust evidence to inform workforce planning, policy formulation and strategic decision-making across the Irish health sector.

This publication, now in its fourth edition, provides an overview of the composition and trends within Ireland's nursing and midwifery professions. The data in this report was compiled on the 1 June 2025 and covers the 12-month period from 1 June 2024 to 31 May 2025. The report is based on data collected through the annual registration renewal process.

The report serves as an essential reference for policymakers, employers, educators, and healthcare leaders, providing clear insights into workforce trends and the evolving landscape of professional regulation in Ireland with the aim of supporting the nursing and midwifery professions.

As part of the annual registration renewal process, registrants are required to self-declare information about their workplace, if they are currently practising in a division of the Register and if they are patient-facing in that division. As a result, there may be minor discrepancies in some of this data.

As in previous years, some assumptions were made in compiling the data. Nurses and midwives who joined the Register have been incorporated into the 'practising' data as we believe it is a fair assumption that they did so to initially practise.

Dr Ray Healy

Director of Registration

Overview of the NMBI Register

This year's report highlights encouraging trends as our Register continues to grow with an increase in the number of practising and patient-facing registrants.

As of 1 June 2025, there are **92,385** nurses and midwives on the NMBI Register. This represents a **3%** increase on the previous year and the highest number recorded to date.

The number of practising and patient-facing registrants has also increased. There are **86,948** practising (an increase of 3%) and **79,194** patient-facing registrants (an increase of 4%).

There were **5,136** new registrants joining the NMBI Register, including Irish and internationally educated nurses and midwives. While there has been a decrease in the number of new registrants who were educated abroad, the number of Irish graduates coming onto the Register is steadily increasing year-on-year.

On a divisional level, there were increases in the number of registered General Nurses (3%); Psychiatric Nurses (2%) and Children's Nurses (1%), while Intellectual Disability Nursing numbers maintained the status quo (0.4%). The number of registered Midwives decreased overall (3%), while the division saw an increase in the numbers practising (2%) and patient-facing (3%).

Notably, there has been sustained growth in the post-primary divisions of the Register, reflecting ongoing professional development and diversification within the Register. There was a **24%** increase in Advanced Nurse Practitioners and an **8%** increase in Advanced Midwife Practitioners. Nurse Prescribers increased by **15%**, and Midwife Prescribers increased by **26%**. The number of registered Public Health Nurses increased marginally by **1%**.

Since June 2023, there has been a steady decrease in the number of NMBI nurses and midwives requesting a Certificate of Current Professional Status (CCPS) to work abroad.

The figures also highlight a consistent increase in the number of Irish graduates joining the Register year on year since 2022. In 2025, **1,649** new first time Irish educated nurses and midwives were added to the NMBI Register, up 5% (1,569) on 2024 figures.

The background features a series of concentric green circles and curved lines in various shades of green, creating a dynamic, layered effect. The text is centered within the innermost circle.

Total Registration Numbers

Total Registration Numbers

As of 1 June 2025 there are

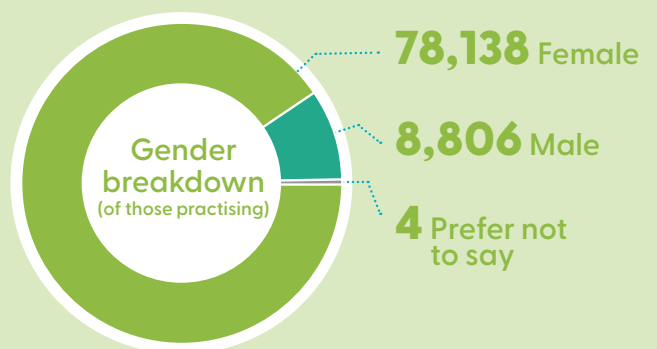
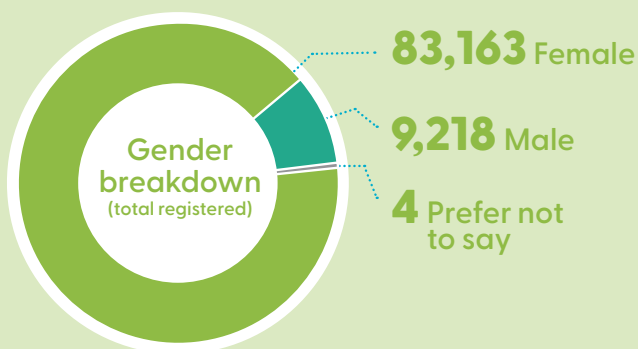
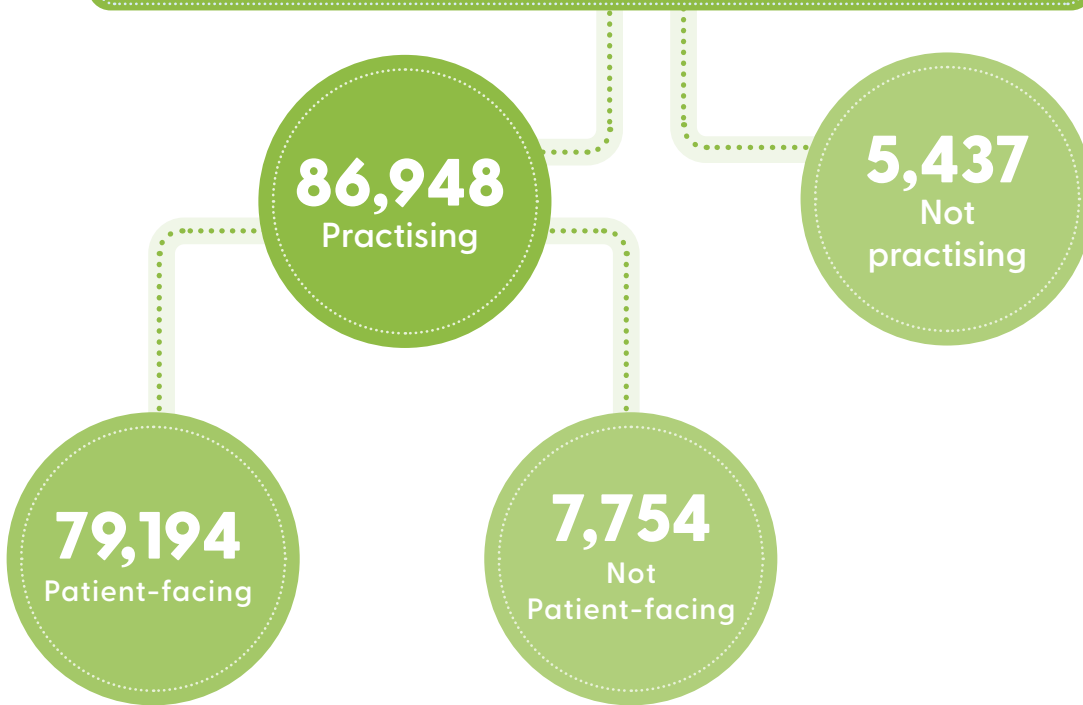
92,385

registrants on the Register

Of the 92,385, there are

5,136

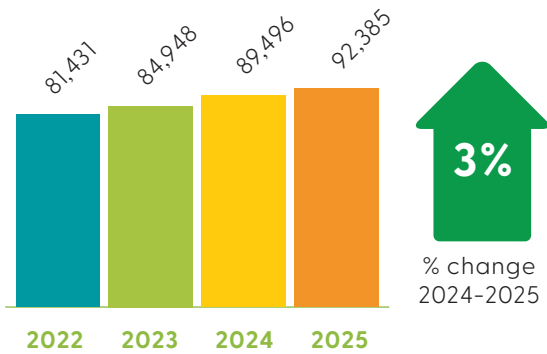
new registrants.



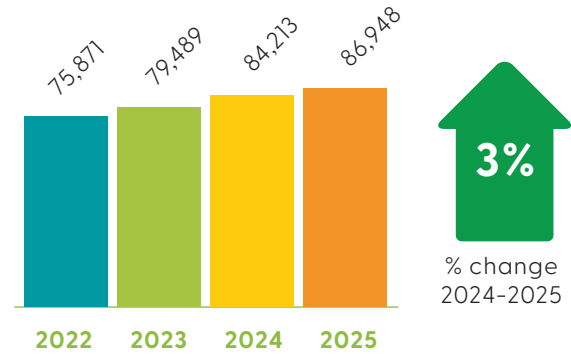
Registration Numbers Comparison



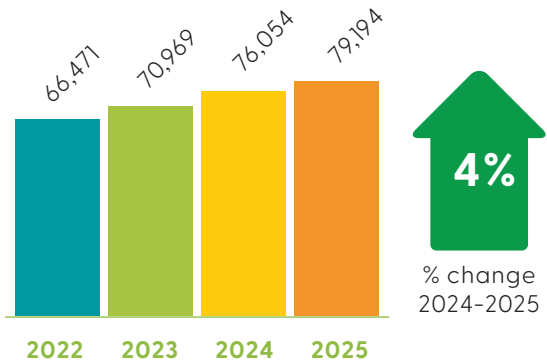
Registered



Practising



Patient-facing



New registrants*

*New registrants include Irish, EU and Non-EU qualified nurses and midwives.

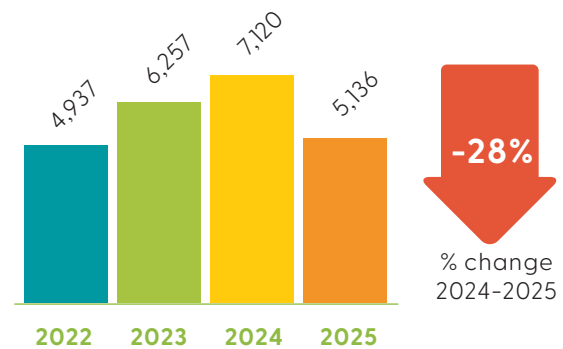


Figure 1: Top 20 nationalities on the NMBI Register

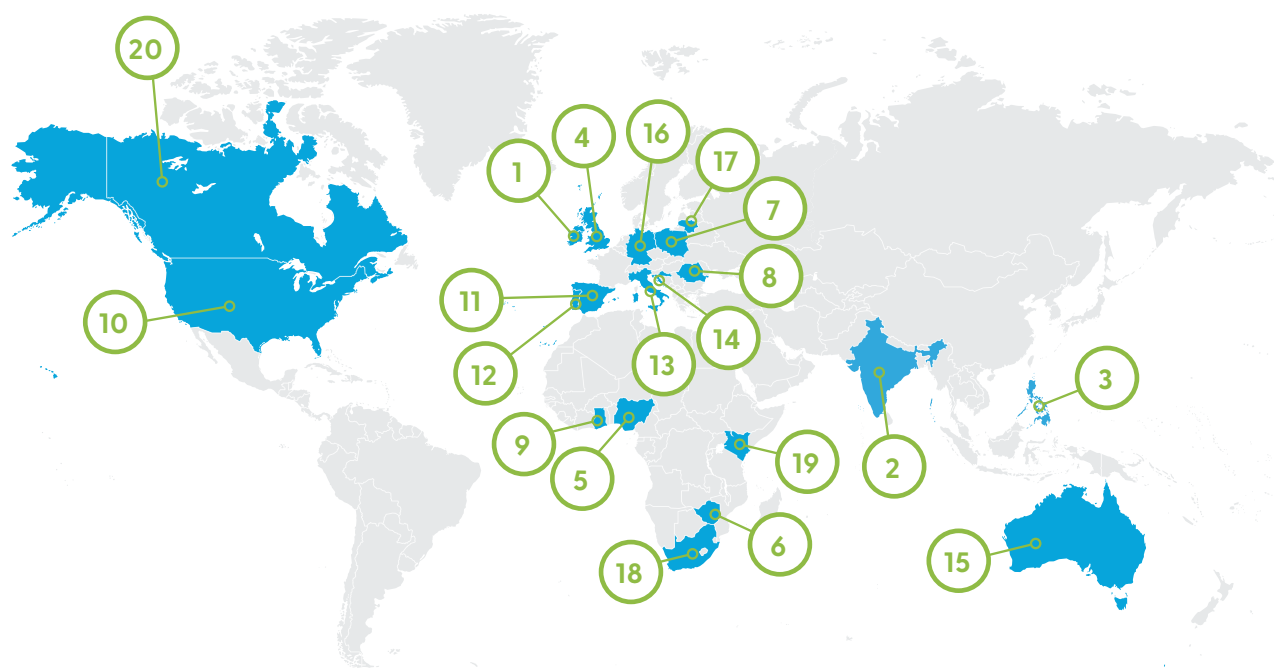


Table 1: Top 20 nationalities on the NMBI Register

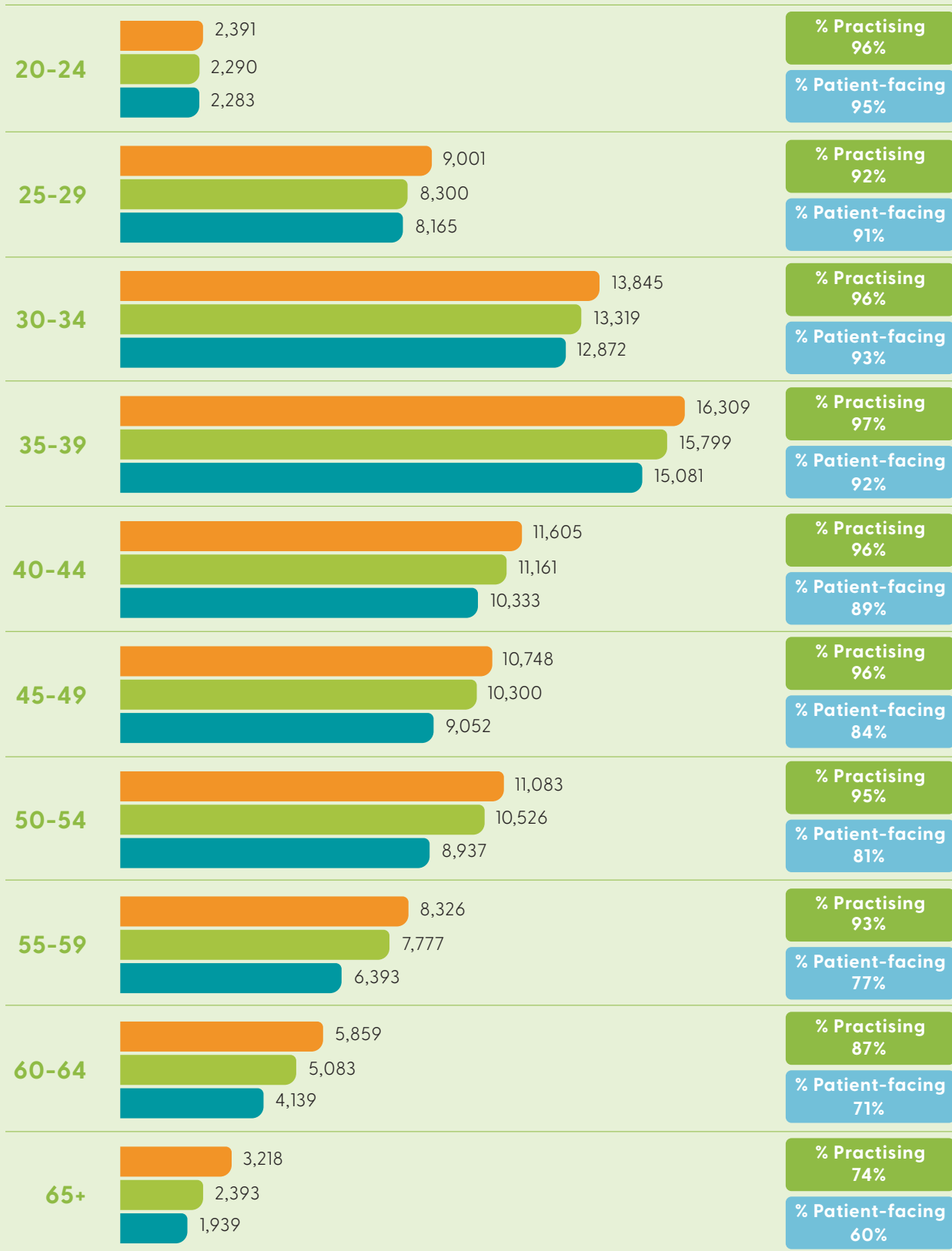
	Country	Registered		Country	Registered
1	Ireland	54,436	11	Spain	328
2	India	20,419	12	Portugal	306
3	Philippines	7,324	13	Italy	259
4	United Kingdom	3,151	14	Croatia	220
5	Nigeria	973	15	Australia	175
6	Zimbabwe	856	16	Germany	154
7	Poland	677	17	Lithuania	145
8	Romania	641	18	South Africa	131
9	Ghana	414	19	Kenya	90
10	United States	346	20	Canada	81

*There are 117 nationalities on the NMBI Register. Nationality is captured at the time of registration and it is the responsibility of the registrant to update NMBI of any changes.

Table 2: Country of qualification of registered, practising and patient-facing registrants

	Registered	% Registered	Practising	% Practising	Patient-facing	% Patient-facing
EU educated	2,851	3%	2,578	3%	2,393	3%
Irish educated	45,640	49%	41,938	48%	37,041	47%
Non-EU educated	43,894	48%	42,432	49%	39,760	50%

Figure 2: Age distribution of all registered, practising and patient-facing registrants



Registered Practising Patient-facing

Figure 3: Geographical workplace of all registrants practising in Ireland

We do not have workplace information for 4,044 new registrants. Additionally, there are 3,075 registrants practising abroad.

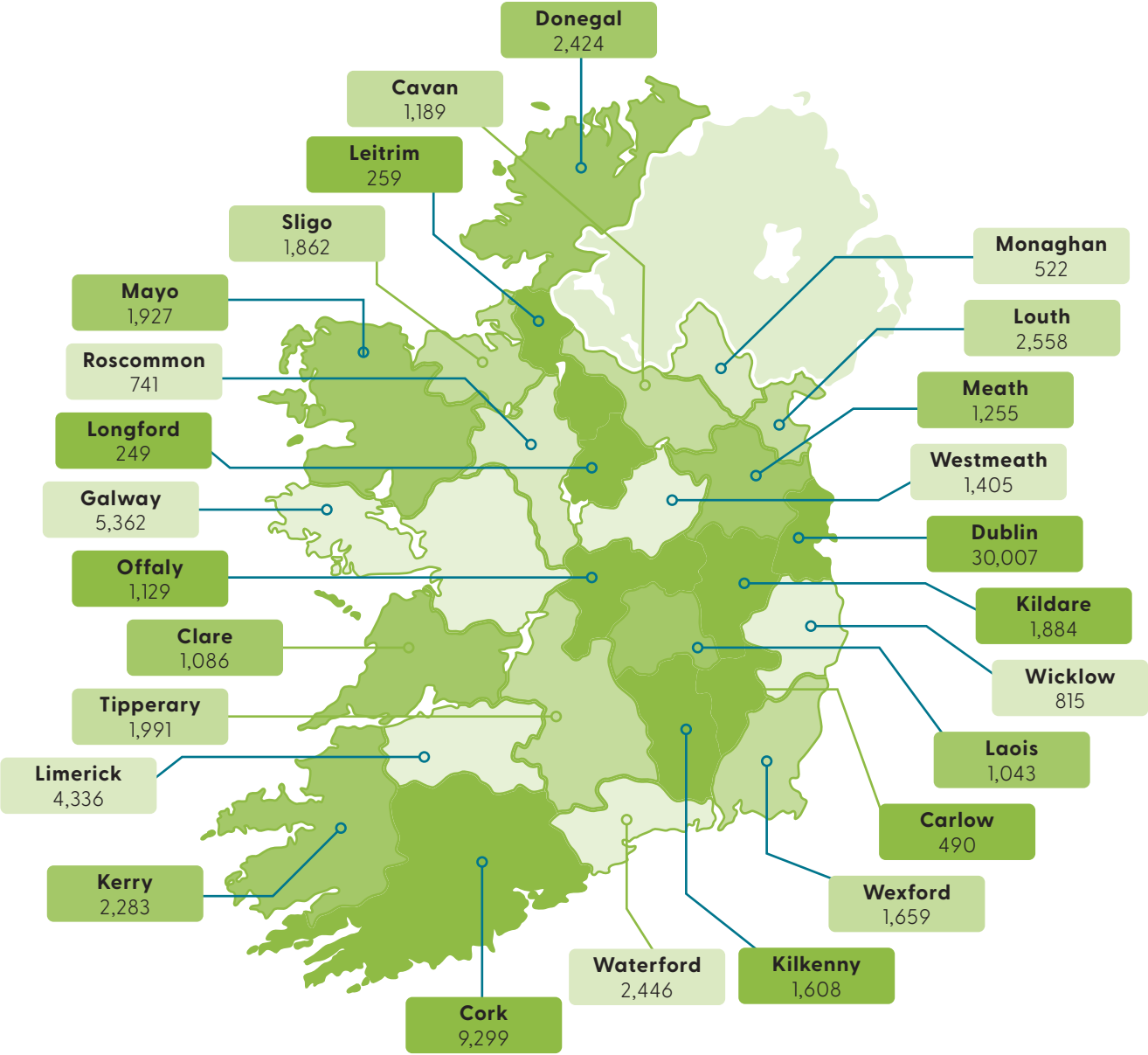


Table 3: Geographical distribution in Ireland of all practising registrants by county (2024 and 2025 net change)

County	Practising 2022	Practising 2023	Practising 2024	Practising 2025	Net change 2024-2025	% Net change 2024-2025
Carlow	469	471	489	490	1	0%
Cavan	1,035	1,103	1,147	1,189	42	4%
Clare	994	991	1,025	1,086	61	6%
Cork	8,248	8,457	8,803	9,299	496	6%
Donegal	2,093	2,202	2,344	2,424	80	3%
Dublin	25,482	26,237	27,797	30,007	2,210	8%
Galway	4,604	4,832	5,119	5,362	243	5%
Kerry	2,008	2,097	2,195	2,283	88	4%
Kildare	1,649	1,739	1,746	1,884	138	8%
Kilkenny	1,404	1,470	1,539	1,608	69	4%
Laois	923	969	1,007	1,043	36	4%
Leitrim	237	234	251	259	8	3%
Limerick	3,877	3,999	4,135	4,336	201	5%
Longford	257	250	245	249	4	2%
Louth	2,293	2,385	2,500	2,558	58	2%
Mayo	1,702	1,788	1,855	1,927	72	4%
Meath	1,082	1,098	1,164	1,255	91	8%
Monaghan	466	476	482	522	40	8%
Offaly	957	983	1,064	1,129	65	6%
Roscommon	668	705	736	741	5	1%
Sligo	1,673	1,748	1,788	1,862	74	4%
Tipperary	1,766	1,825	1,885	1,991	106	6%
Waterford	2,016	2,103	2,317	2,446	129	6%
Westmeath	1,200	1,258	1,315	1,405	90	7%
Wexford	1,476	1,547	1,614	1,659	45	3%
Wicklow	737	752	764	815	51	7%

Table 4: Breakdown of registered/practising/patient-facing by division

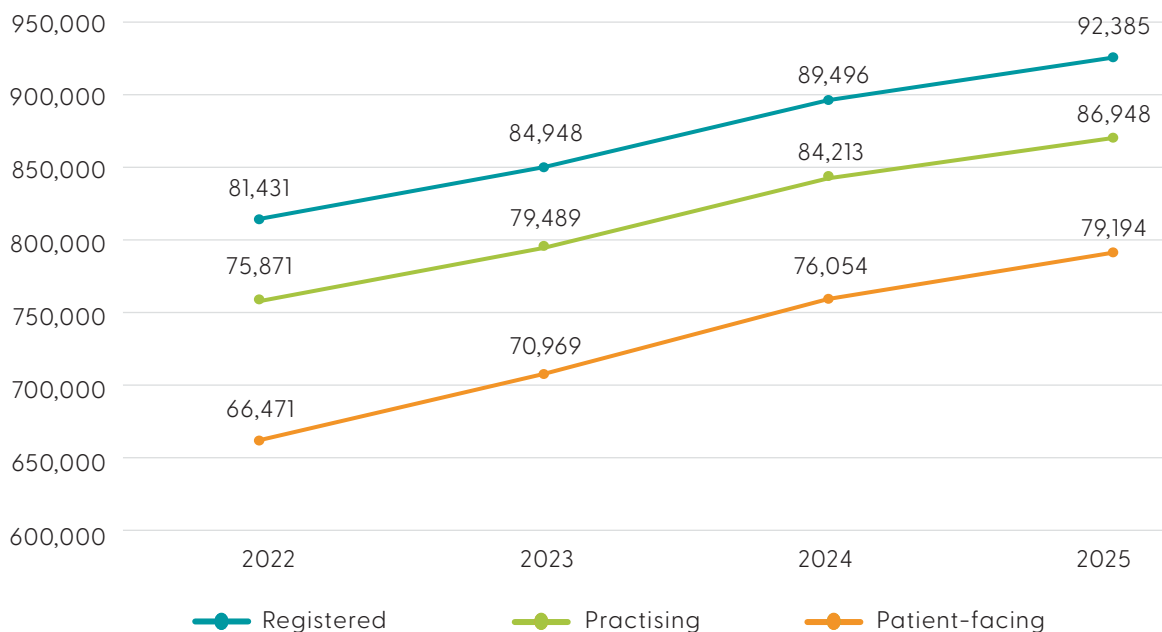
Division	Registered	Practising	Patient-facing	First time registered in the division since June 2024
Advanced Midwife Practitioners	40	26	25	3
Advanced Nurse Practitioners	1,204	820	787	242
Children's Nurses	5,086	3,543	3,169	209
General Nurses	77,895	65,397	59,662	4,358
Intellectual Disability Nurses	5,177	4,050	3,415	157
Midwife Prescribers	132	60	57	27
Midwife Tutors	29	16	4	0
Midwives	8,798	4,708	4,124	190
Nurse Prescribers	2,963	1,818	1,726	414
Nurse Tutors	818	581	153	35
Psychiatric Nurses	9,493	7,817	6,999	488
Public Health Nurses	2,780	2,256	1,912	108
Total	114,415	91,092	82,033	6,231

* Please note that one nurse or midwife could be registered/practising/patient-facing in multiple divisions of the Register. Information on practising and patient-facing is self-declared during the annual renewal process.

Table 5: Breakdown of registered by division (2024 and 2025 net change)

Division	Registered 2023	Registered 2024	Registered 2025	Net Change 2024 - 2025	% Net Change 2024 - 2025
Advanced Midwife Practitioners	30	37	40	3	8%
Advanced Nurse Practitioners	809	968	1,204	236	24%
Children's Nurses	4,975	5,027	5,086	59	1%
General Nurses	71,239	75,408	77,895	2,487	3%
Intellectual Disability Nurses	5,169	5,157	5,177	20	0.4%
Midwife Prescribers	83	105	132	27	26%
Midwife Tutors	27	28	29	1	4%
Midwives	9,316	9,047	8,798	-249	-3%
Nurse Prescribers	2,221	2,580	2,963	383	15%
Nurse Tutors	787	804	818	14	2%
Psychiatric Nurses	9,211	9,324	9,493	169	2%
Public Health Nurses	2,721	2,748	2,780	32	1%
Total	106,588	111,233	114,415	3,182	3%

Figure 4: Growth in registration numbers (2022 to 2025)




First time registrants

Table 6: Number of new first time registrants

	2022	2023	2024	2025
	# Registrants	# Registrants	# Registrants	# Registrants
Non-EU	3,021	4,542	5,426	3,345
Ireland	1,555	1,584	1,569	1,649
EU	361	131	125	142
Total	4,937	6,257	7,120	5,136

Figure 5: Top 5 countries of education of new registrants



Figures above are from 1 January to 31 December

Figure 6: Age distribution of first time registrants

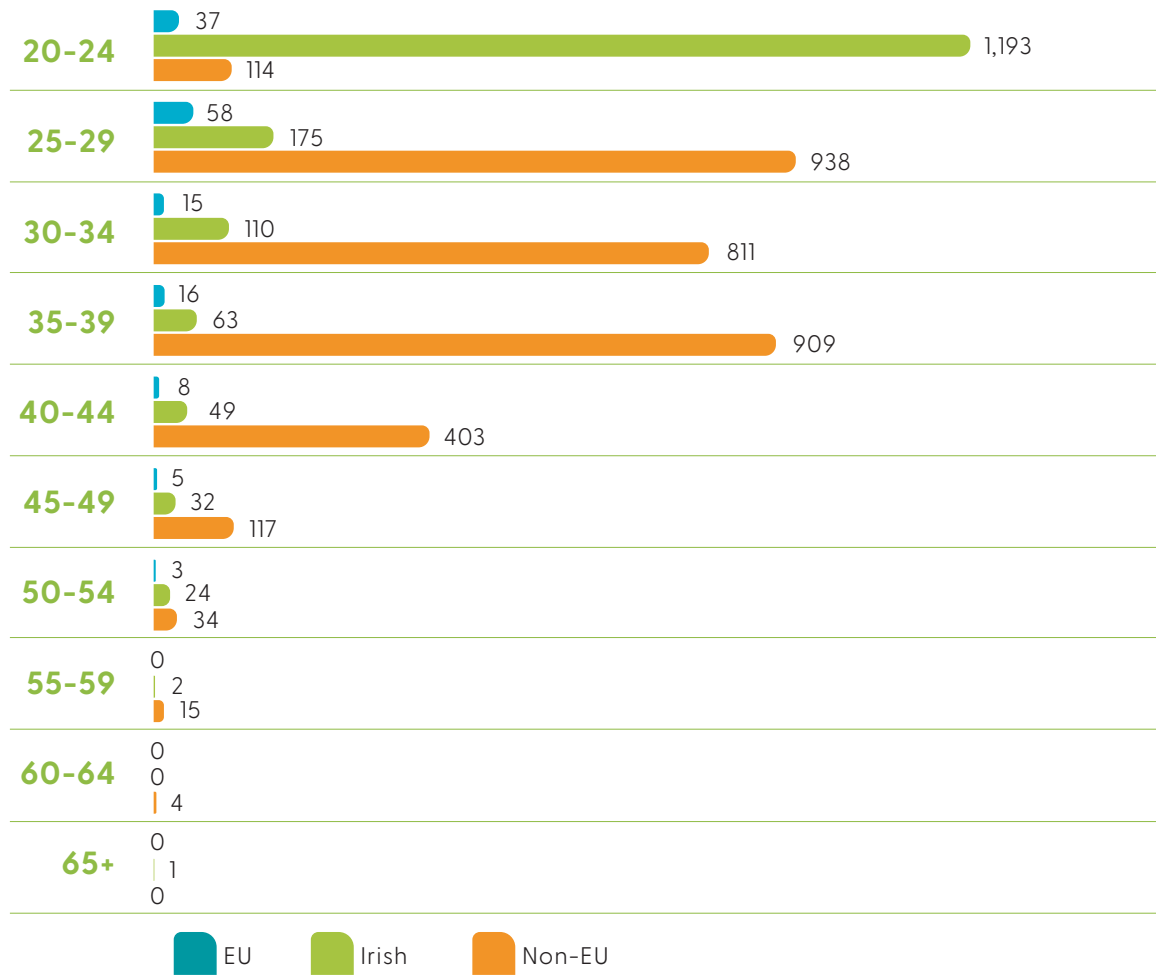
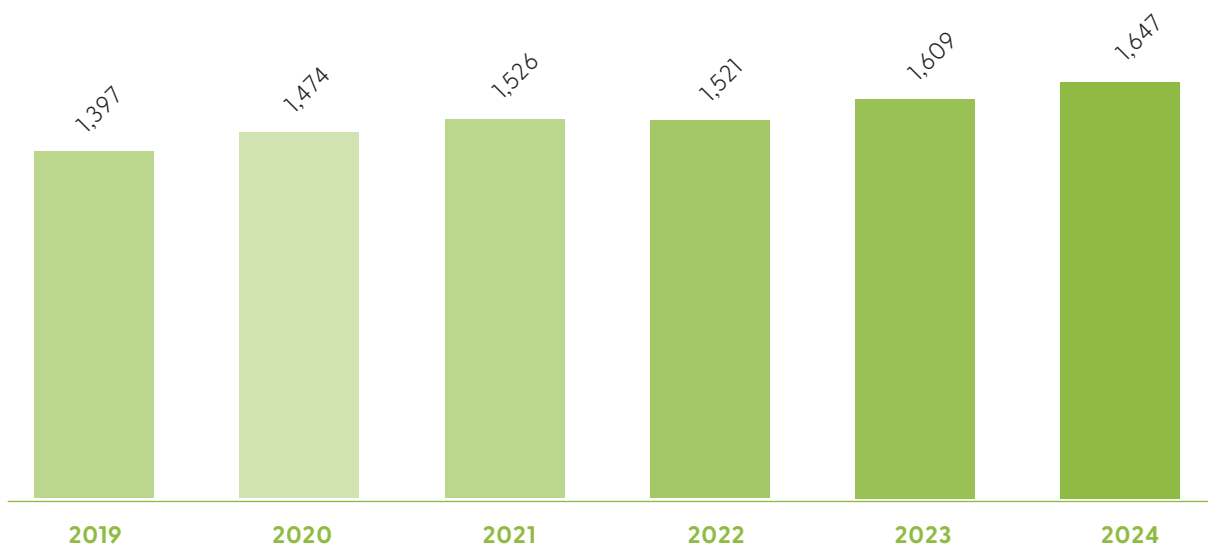


Figure 7: Irish educated registration rates (2019-2024)

The graph below depicts the numbers of Irish graduates coming onto the Register for the first time by year between 2019 and 2024.



Figures above are from 1 January to 31 December

Nursing Register

General, Children's,
Psychiatric and Intellectual
Disability Nursing Divisions



Nursing Registrations Overview

As of 1 June 2025 there are

90,557

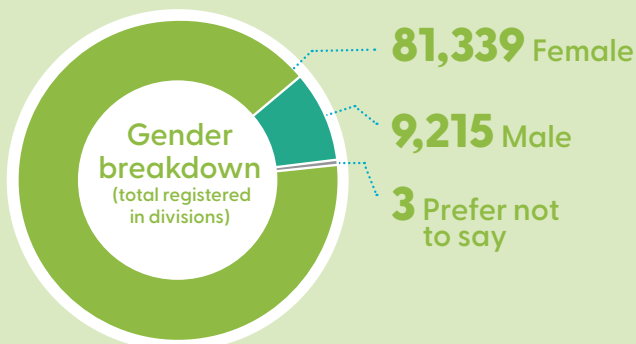
nurses holding **97,651** registrations across the four divisions of General, Children's, Psychiatric and Intellectual Disability nursing.

78,693

individuals practising in the divisions

71,431

individuals patient-facing in the divisions



Please note that one nurse could be registered/practising/patient-facing in multiple divisions of the Register. Information on practising and patient-facing is self-declared during the annual renewal process.

Figure 8: Geographical distribution in Ireland of individual nurses practising in the General, Children’s, Psychiatric and Intellectual Disability Nursing divisions

There are 2,934 practising individuals working abroad. Additionally, we do not have workplace information for 54 practising nurses.

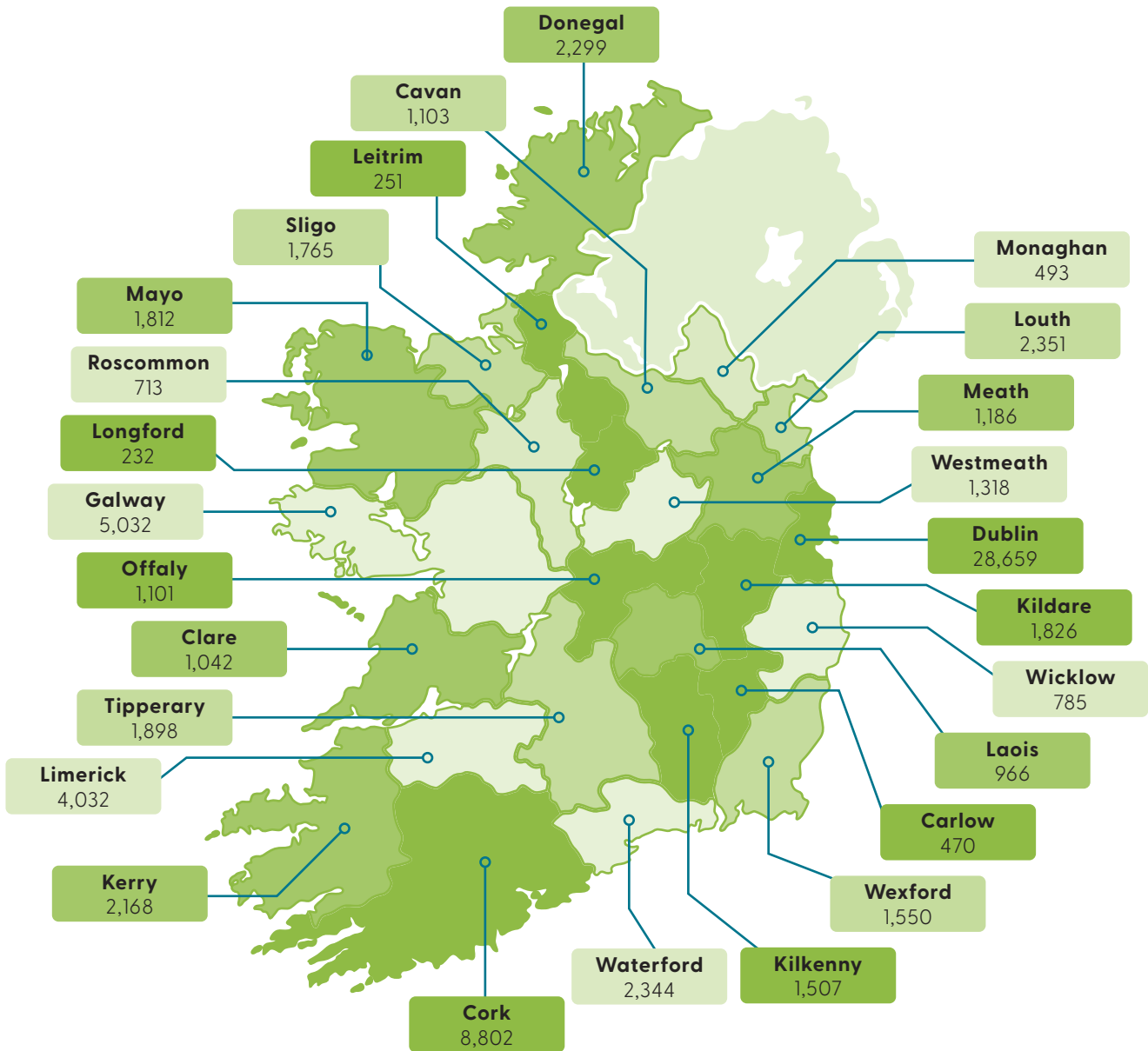



Table 7: Geographical distribution in Ireland of individual nurses practising in the General, Children’s, Psychiatric and Intellectual Disability Nursing divisions by county (2024 and 2025 net change)

County	Practising 2023	Practising 2024	Practising 2025	Net change 2024-2025	% Net change 2024-2025
Carlow	454	471	470	-1	0%
Cavan	1,010	1,056	1,103	47	4%
Clare	952	985	1,042	57	6%
Cork	7,961	8,296	8,802	506	6%
Donegal	2,075	2,209	2,299	90	4%
Dublin	24,921	26,433	28,659	2,226	8%
Galway	4,526	4,787	5,032	245	5%
Kerry	1,994	2,082	2,168	86	4%
Kildare	1,690	1,690	1,826	136	8%
Kilkenny	1,369	1,435	1,507	72	5%
Laois	898	935	966	31	3%
Leitrim	226	241	251	10	4%
Limerick	3,699	3,826	4,032	206	5%
Longford	233	227	232	5	2%
Louth	2,191	2,306	2,351	45	2%
Mayo	1,686	1,739	1,812	73	4%
Meath	1,032	1,090	1,186	96	9%
Monaghan	453	460	493	33	7%
Offaly	950	1,027	1,101	74	7%
Roscommon	680	711	713	2	0%
Sligo	1,645	1,694	1,765	71	4%
Tipperary	1,743	1,798	1,898	100	6%
Waterford	2,000	2,210	2,344	134	6%
Westmeath	1,177	1,229	1,318	89	7%
Wexford	1,440	1,503	1,550	47	3%
Wicklow	722	736	785	49	7%

Figure 9: Top 5 nationalities of all General, Children’s, Psychiatric and Intellectual Disability nurses



Nursing Divisions



The background features a series of concentric circles and arcs in various shades of blue, creating a dynamic, layered effect. The text is centered within the innermost circle.

**General
Nurses
Division**

General Nurses Division Information

As of 1 June 2025 there are

77,895

registered in this division

65,397
Practising

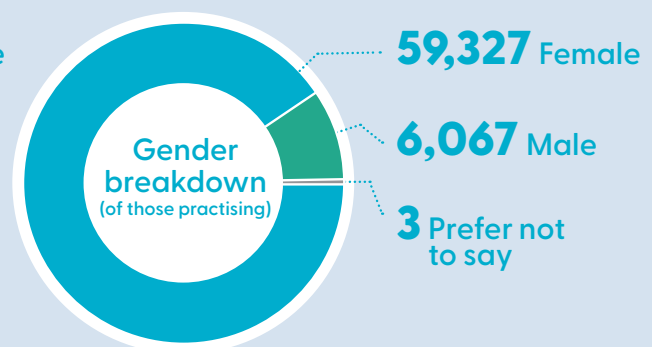
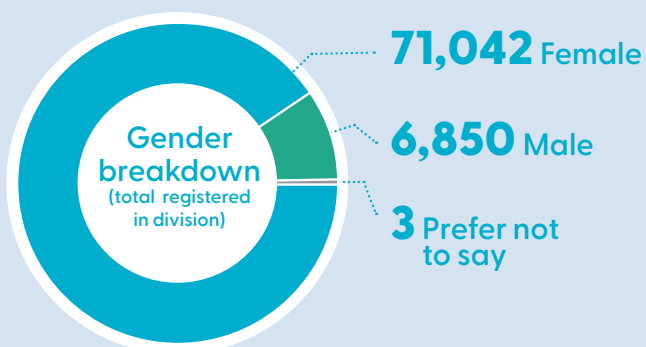
Of the new or restored registrants there are **3,528**
that we do not have practising information on.

8,970
Not
practising

59,662
Patient-facing
registrants

4,358
New
registrants

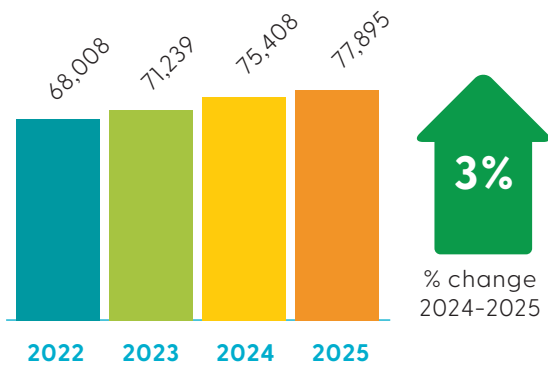
This will be higher as we do not have
information on all new registrants



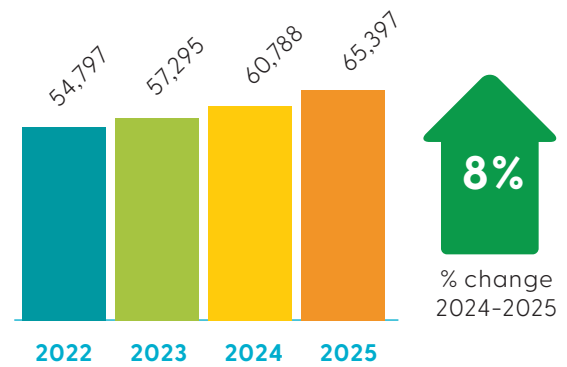
General Nurses Division Comparison



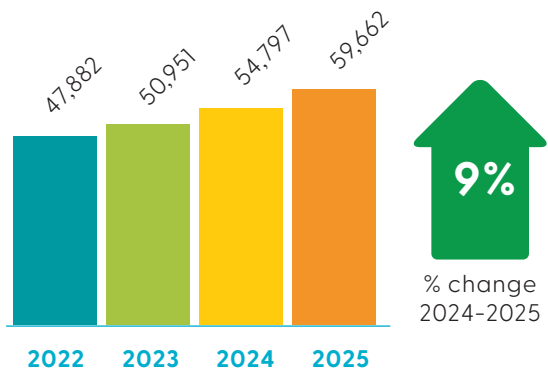
Registered



Practising



Patient-facing



New registrants*

*New registrants include Irish, EU and Non-EU qualified nurses.

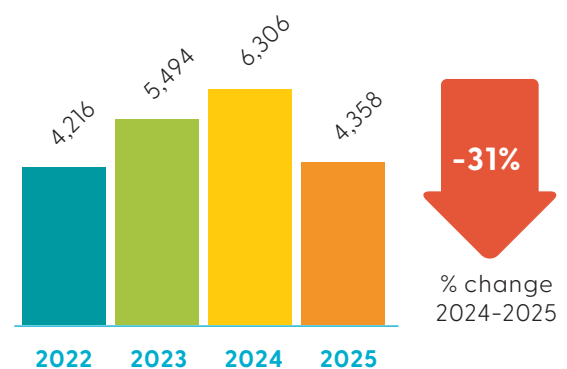


Figure 10: Age distribution of General Nurses division

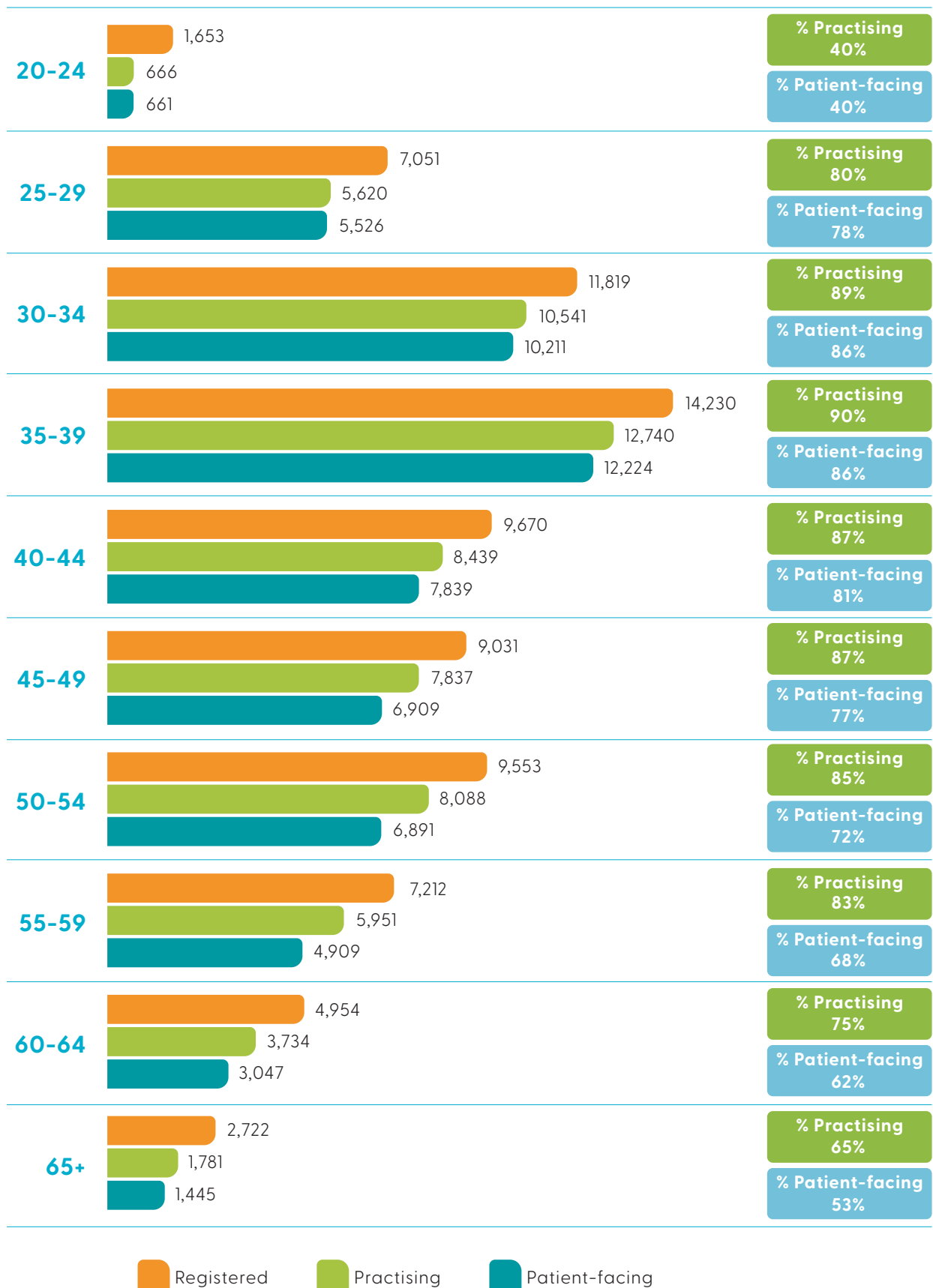
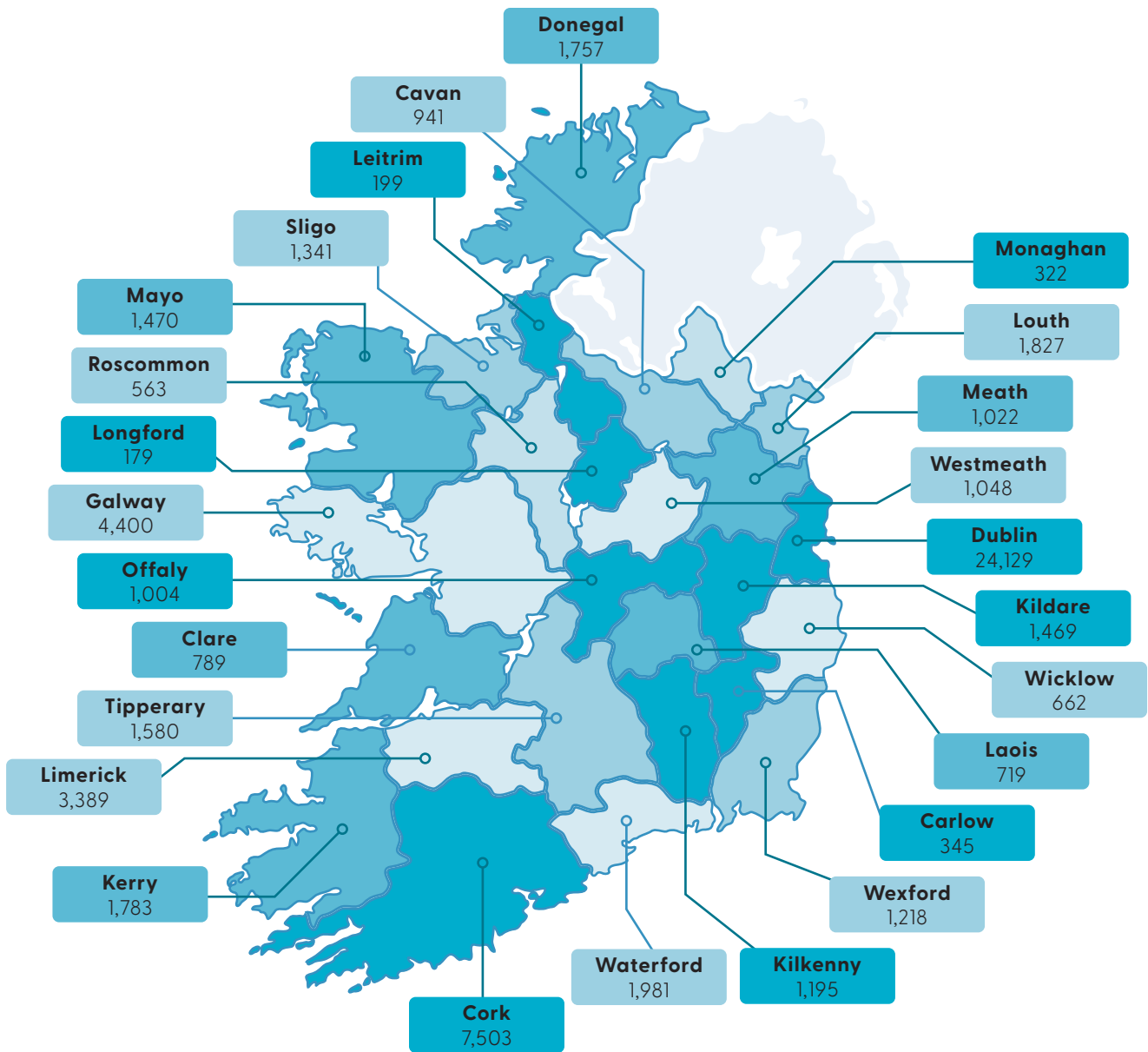


Figure 11: Geographical distribution in Ireland of practising General Nurses

There are 2,527 practising General Nurses working abroad. Additionally, we do not have workplace information for 35 practising registrants.



Note: There are 3,528 new or restored registrants who have not provided practising and workplace information.

Table 8: Geographical distribution in Ireland of practising General Nurses by county (2024 and 2025 net change)

County	Practising 2022	Practising 2023	Practising 2024	Practising 2025	Net change	% Net change
Carlow	329	327	343	345	2	1%
Cavan	792	851	892	941	49	5%
Clare	700	696	736	789	53	7%
Cork	6,459	6,675	6,997	7,503	506	7%
Donegal	1,453	1,543	1,669	1,757	88	5%
Dublin	19,773	20,565	22,047	24,129	2,082	9%
Galway	3,681	3,899	4,166	4,400	234	6%
Kerry	1,538	1,633	1,705	1,783	78	5%
Kildare	1,243	1,346	1,352	1,469	117	9%
Kilkenny	1,003	1,075	1,131	1,195	64	6%
Laois	610	649	688	719	31	5%
Leitrim	181	177	197	199	2	1%
Limerick	2,956	3,081	3,184	3,389	205	6%
Longford	178	171	166	179	13	8%
Louth	1,583	1,678	1,781	1,827	46	3%
Mayo	1,234	1,341	1,390	1,470	80	6%
Meath	869	875	926	1,022	96	10%
Monaghan	279	285	295	322	27	9%
Offaly	831	853	932	1,004	72	8%
Roscommon	492	523	556	563	7	1%
Sligo	1,148	1,209	1,255	1,341	86	7%
Tipperary	1,372	1,430	1,486	1,580	94	6%
Waterford	1,571	1,663	1,859	1,981	122	7%
Westmeath	836	902	957	1,048	91	10%
Wexford	1,058	1,119	1,175	1,218	43	4%
Wicklow	580	594	607	662	55	9%



**Children's
Nurses
Division**

Children's Nurses Division Information

As of 1 June 2025 there are

5,086

registered in this division

3,543
Practising

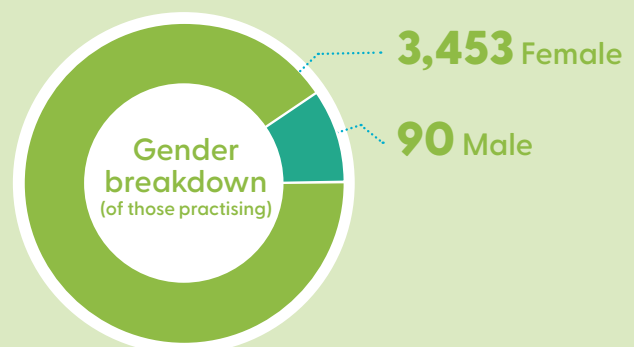
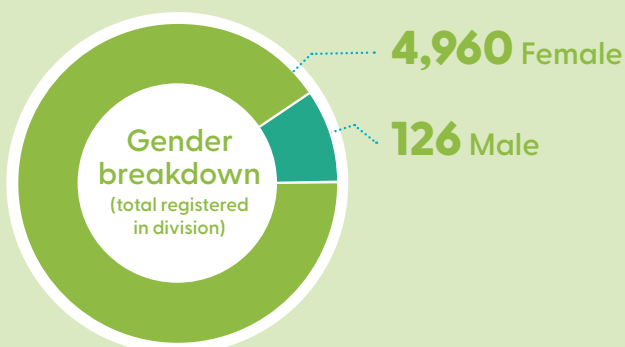
Of the new or restored registrants there are **203**
that we do not have practising information on.

1,340
Not
practising

3,169
Patient-facing
registrants

209
New
registrants

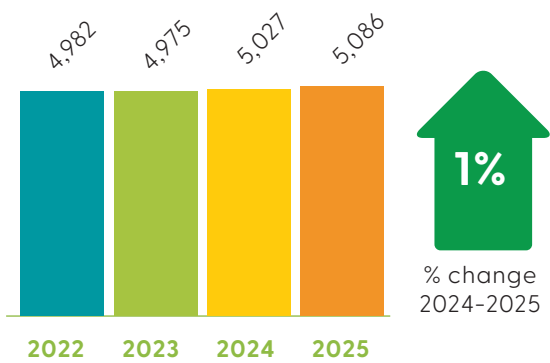
This will be higher as we do not have
information on all new registrants



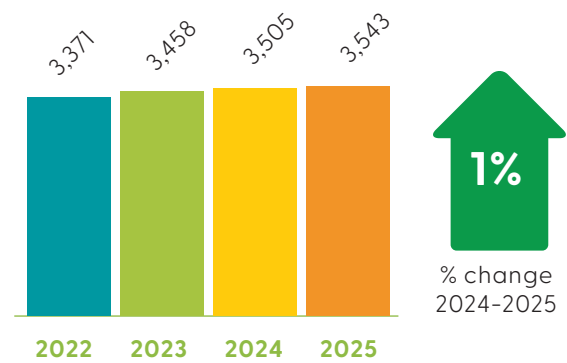
Children's Nurses Division



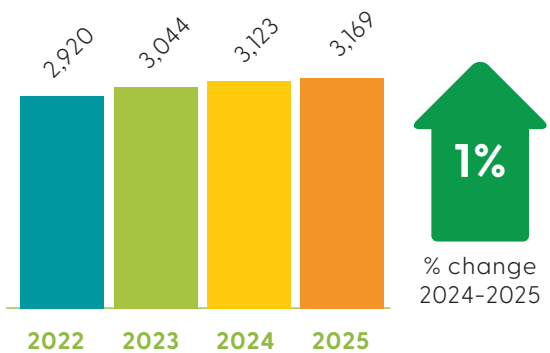
Registered



Practising



Patient-facing



New registrants*

*New registrants include Irish, EU and Non-EU qualified nurses.

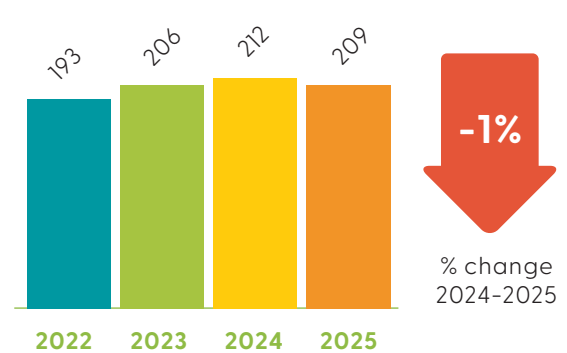


Figure 12: Age distribution of Children's Nurses division

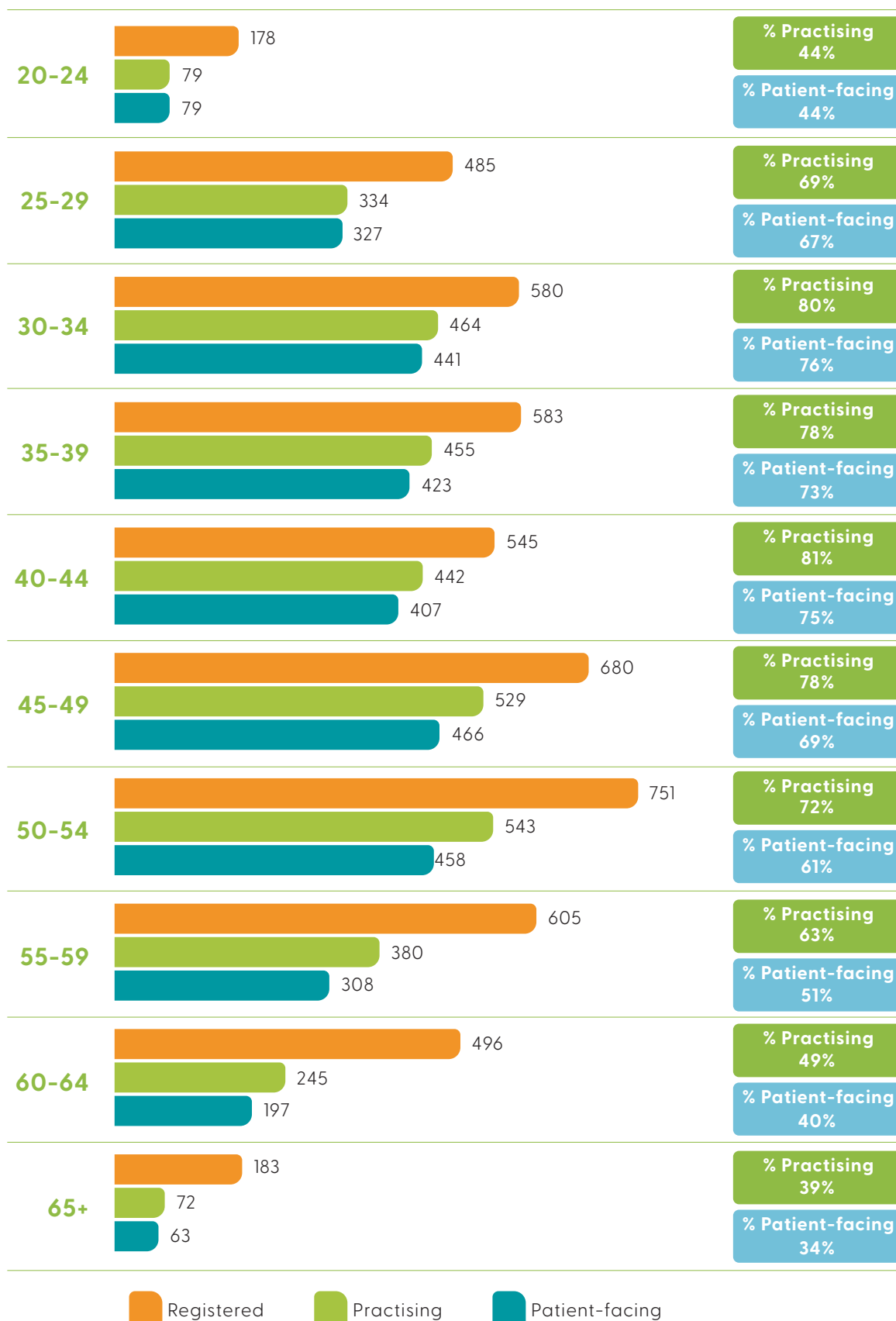
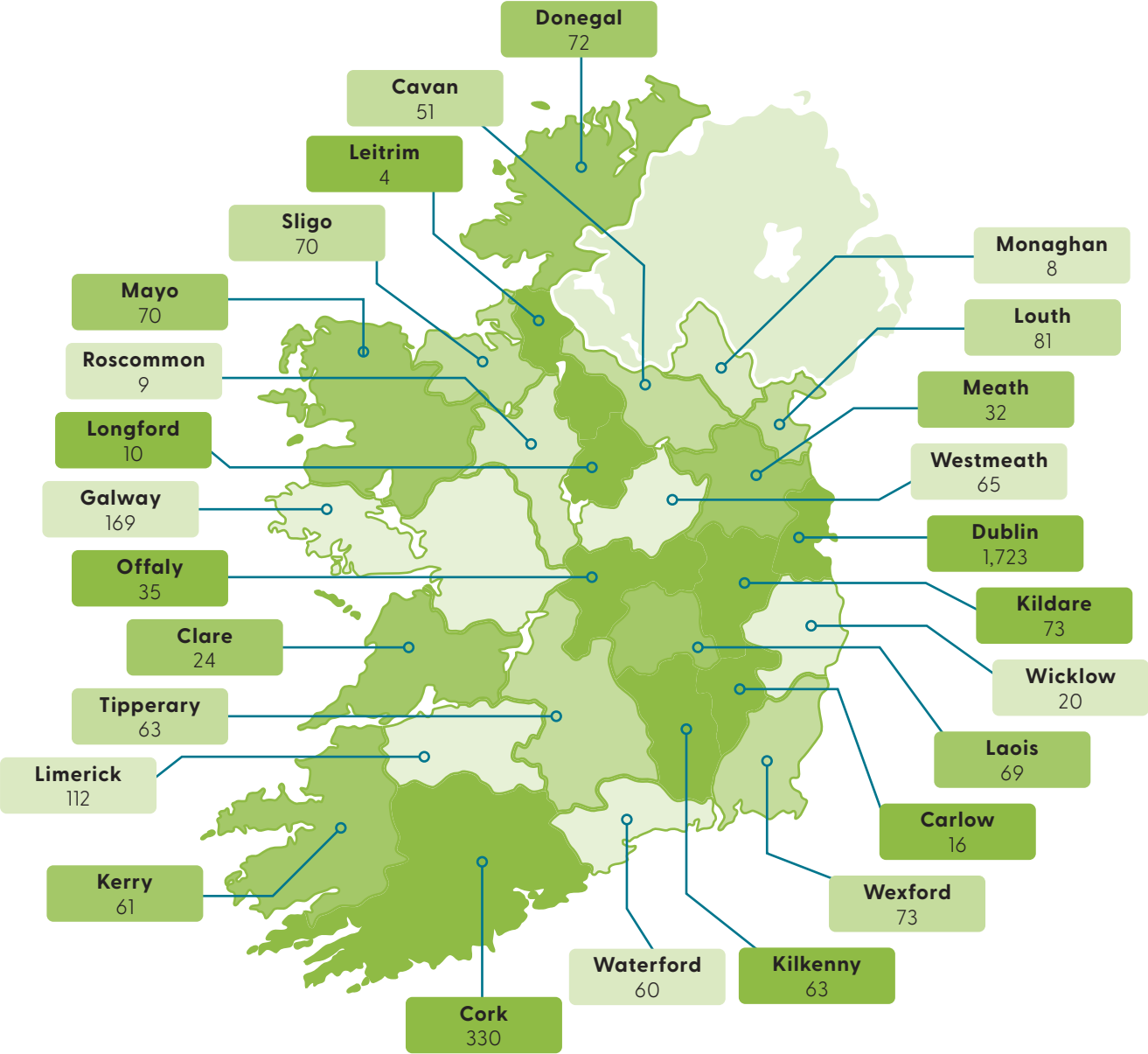


Figure 13: Geographical distribution in Ireland of practising Children’s Nurses

There are 177 practising Children’s Nurses working abroad. Additionally, we do not have workplace information for 3 practising registrants.



Note: There are 203 new or restored registrants who have not provided practising and workplace information.

Table 9: Geographical distribution in Ireland of practising Children’s Nurses by county (2024 and 2025 net change)

County	Practising 2022	Practising 2023	Practising 2024	Practising 2025	Net change	% Net change
Carlow	16	14	16	16	0	0%
Cavan	52	55	55	51	-4	-7%
Clare	28	27	25	24	-1	-4%
Cork	281	300	324	330	6	2%
Donegal	65	68	70	72	2	3%
Dublin	1,692	1,681	1,700	1,723	23	1%
Galway	160	165	166	169	3	2%
Kerry	59	60	63	61	-2	-3%
Kildare	54	64	69	73	4	6%
Kilkenny	61	64	65	63	-2	-3%
Laois	76	78	75	69	-6	-8%
Leitrim	5	4	3	4	1	33%
Limerick	112	112	113	112	-1	-1%
Longford	8	10	11	10	-1	-9%
Louth	80	89	83	81	-2	-2%
Mayo	69	71	74	70	-4	-5%
Meath	30	31	36	32	-4	-11%
Monaghan	6	8	8	8	0	0%
Offaly	36	38	38	35	-3	-8%
Roscommon	8	8	8	9	1	13%
Sligo	60	65	66	70	4	6%
Tipperary	58	56	58	63	5	9%
Waterford	62	62	60	60	0	0%
Westmeath	61	63	60	65	5	8%
Wexford	66	68	68	73	5	7%
Wicklow	16	19	18	20	2	11%



**Psychiatric
Nurses
Division**

Psychiatric Nurses Division Information

As of 1 June 2025 there are

9,493

registered in this division

7,817
Practising

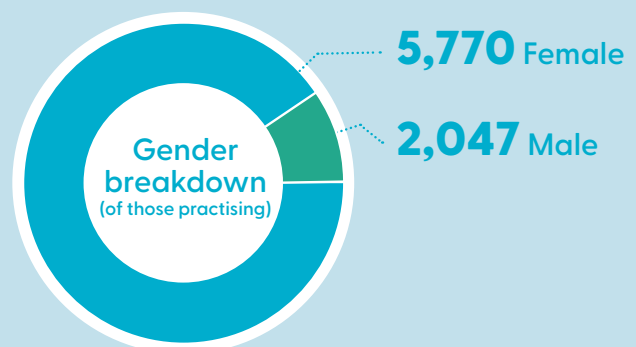
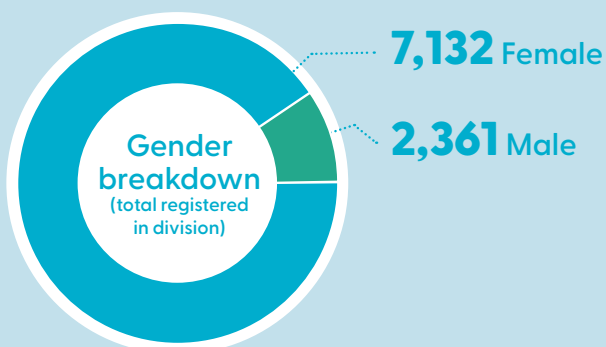
Of the new or restored registrants there are **496**
that we do not have practising information on.

1,180
Not
practising

6,999
Patient-facing
registrants

488
New
registrants

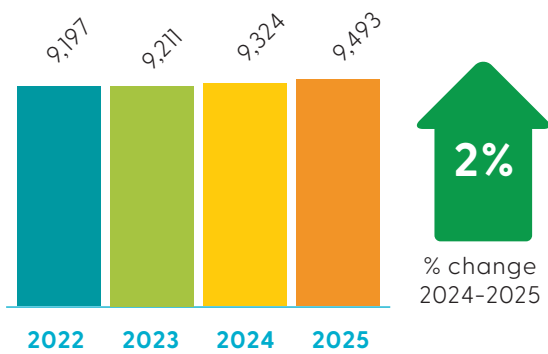
This will be higher as we do not have
information on all new registrants



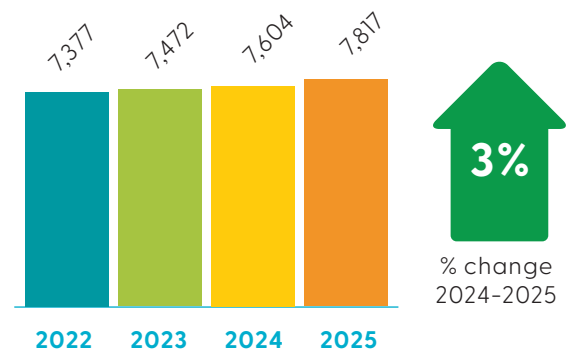
Psychiatric Nurses Division Comparison



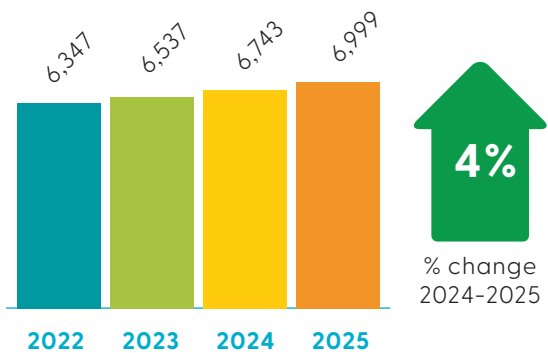
Registered



Practising



Patient-facing



New registrants*

*New registrants include Irish, EU and Non-EU qualified nurses.

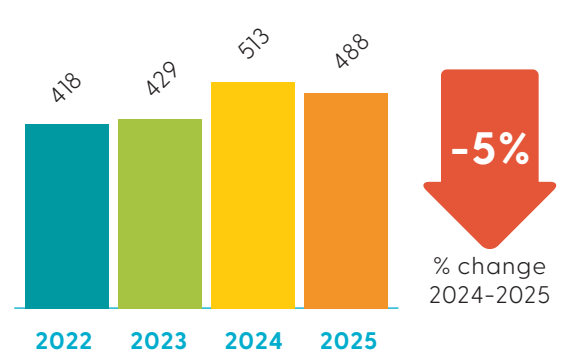
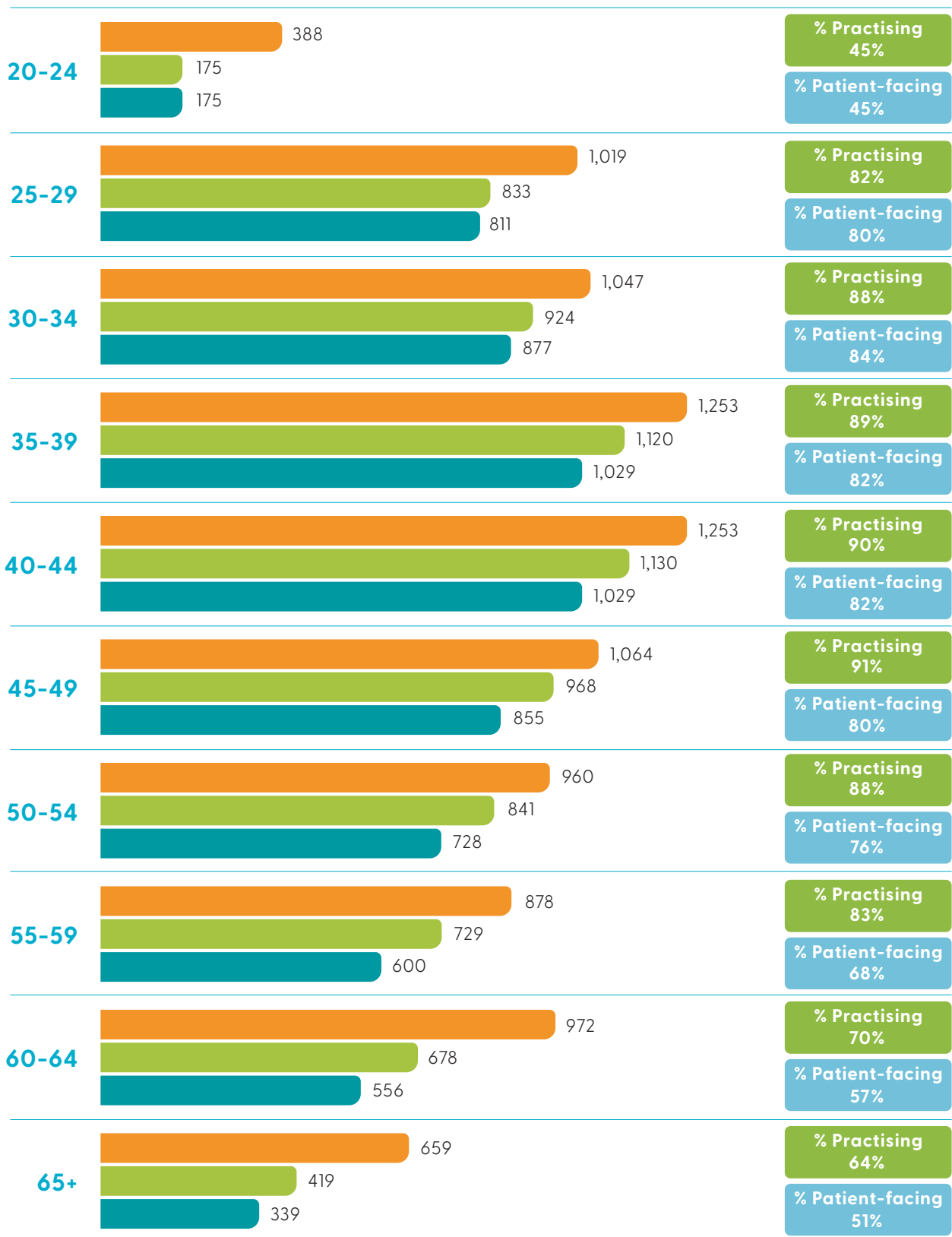


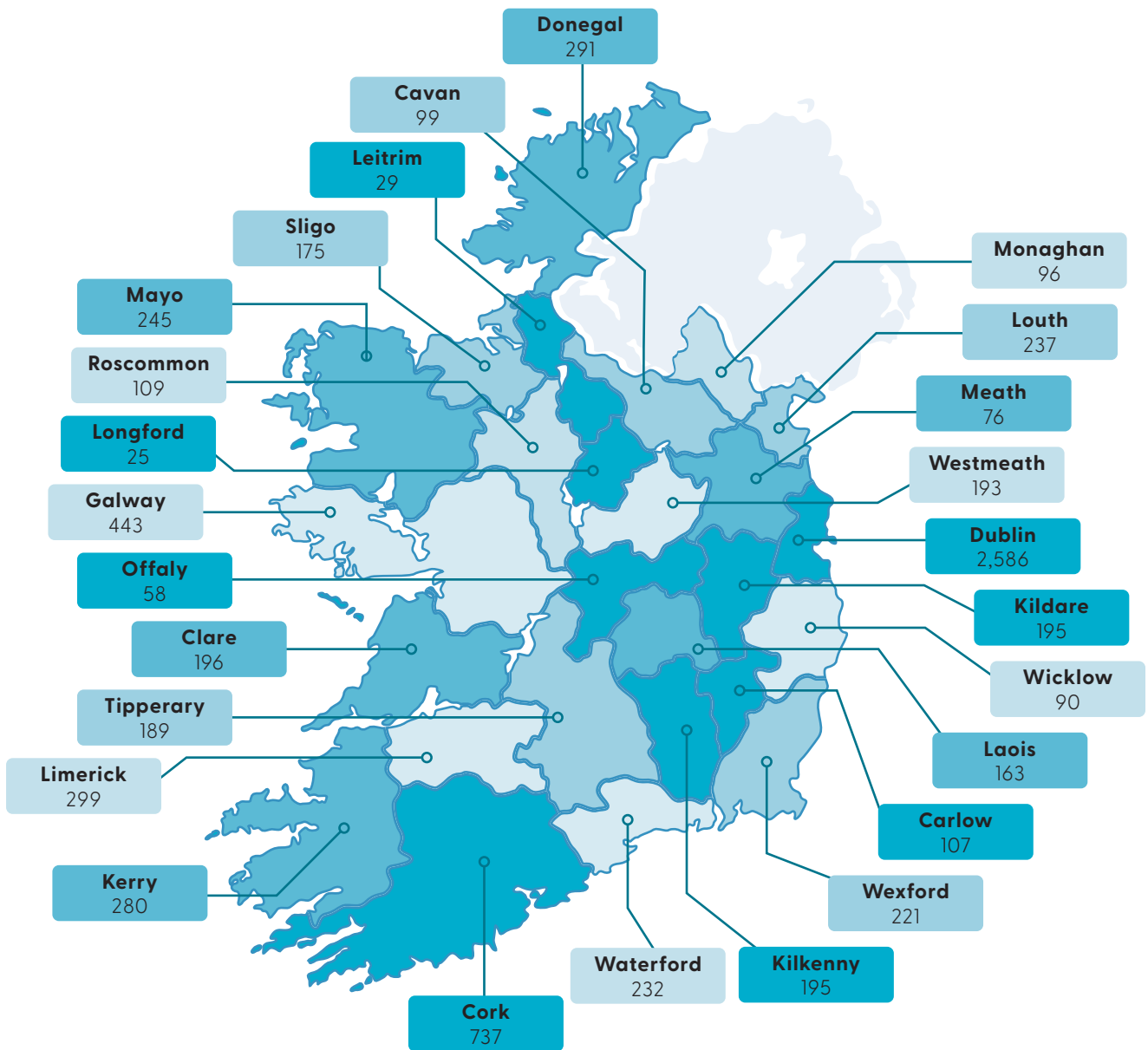
Figure 14: Age distribution of Psychiatric Nurses division



Registered Practising Patient-facing

Figure 15: Geographical distribution in Ireland of practising Psychiatric Nurses

There are 241 practising Psychiatric's Nurses working abroad. Additionally, we do not have workplace information for 10 practising registrants.



Note: There are 496 new or restored registrants who have not provided practising and workplace information.

Table 10: Geographical distribution in Ireland of practising Psychiatric Nurses by county (2024 and 2025 net change)

County	Practising 2022	Practising 2023	Practising 2024	Practising 2025	Net change	% Net change
Carlow	102	105	109	107	-2	-2%
Cavan	92	98	103	99	-4	-4%
Clare	198	199	192	196	4	2%
Cork	722	724	743	737	-6	-1%
Donegal	272	283	288	291	3	1%
Dublin	2,352	2,398	2,430	2,586	155	6%
Galway	424	425	419	443	24	6%
Kerry	255	260	273	280	7	3%
Kildare	183	182	180	195	15	8%
Kilkenny	193	185	193	195	2	1%
Laois	165	168	160	163	3	2%
Leitrim	25	27	25	29	4	16%
Limerick	277	268	283	299	16	6%
Longford	36	34	34	25	-9	-26%
Louth	218	225	236	237	1	0%
Mayo	246	242	245	245	0	0%
Meath	68	68	72	76	4	6%
Monaghan	100	96	92	96	4	4%
Offaly	54	50	51	58	7	14%
Roscommon	113	115	114	109	-5	-4%
Sligo	177	181	184	175	-9	-5%
Tipperary	179	183	180	189	9	5%
Waterford	217	220	231	232	1	0%
Westmeath	197	195	196	193	-3	-2%
Wexford	213	219	222	221	-1	0%
Wicklow	94	98	98	90	-8	-8%

The background is a solid teal color. It features a series of concentric circles and curved lines in various shades of teal and light green, creating a dynamic, layered effect. The lines are of varying thickness and are arranged in a way that suggests movement and depth.

Intellectual Disability Nurses Division

Intellectual Disability Nurses Division Information

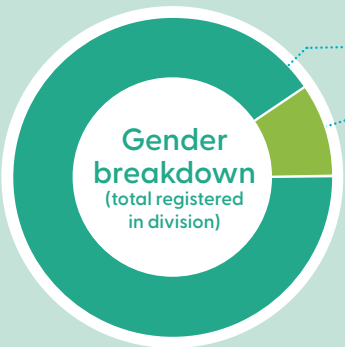
As of 1 June 2025 there are

5,177

registered in this division



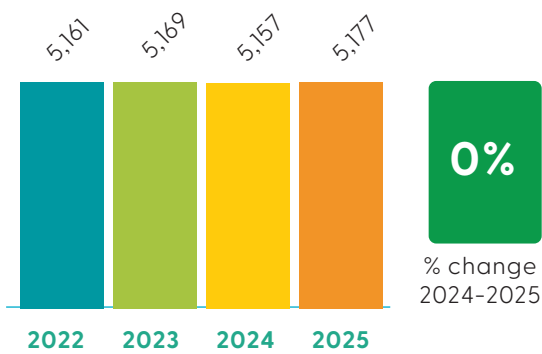
This will be higher as we do not have information on all new registrants



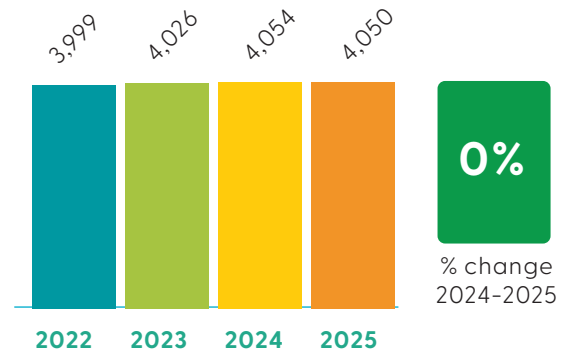
Intellectual Disability Nurses Division



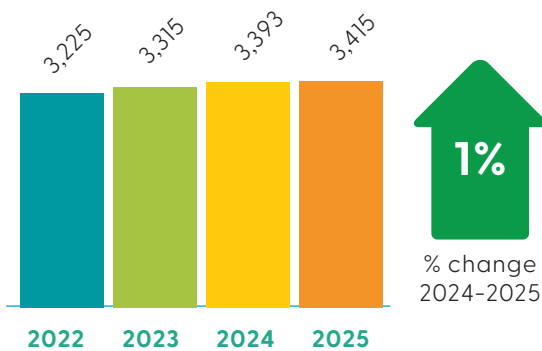
Registered



Practising



Patient-facing



New registrants*

*New registrants include Irish, EU and Non-EU qualified nurses.

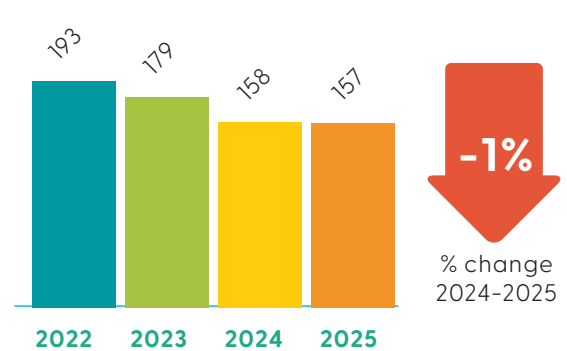


Figure 16: Age distribution of Intellectual Disability Nurses division

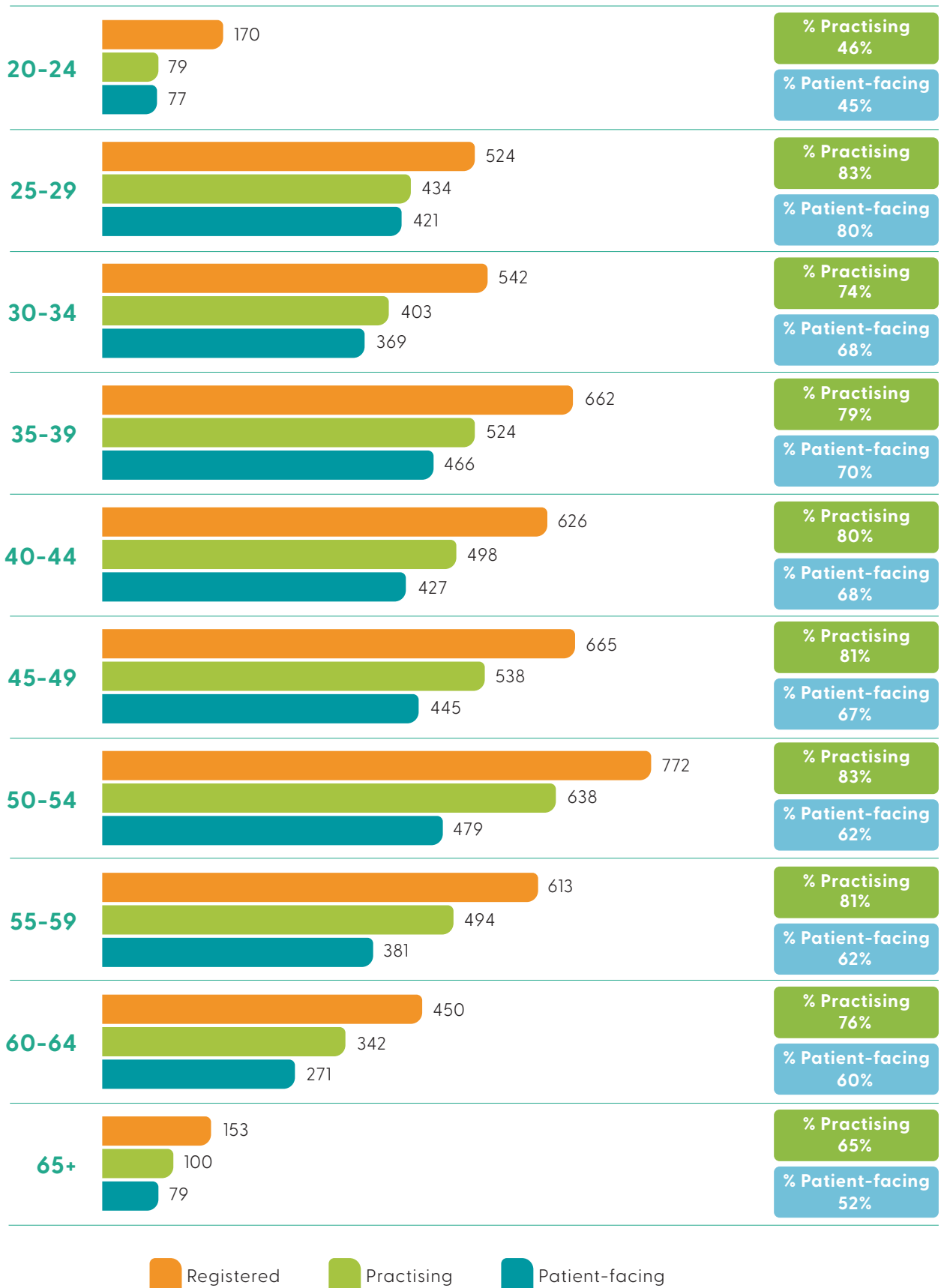
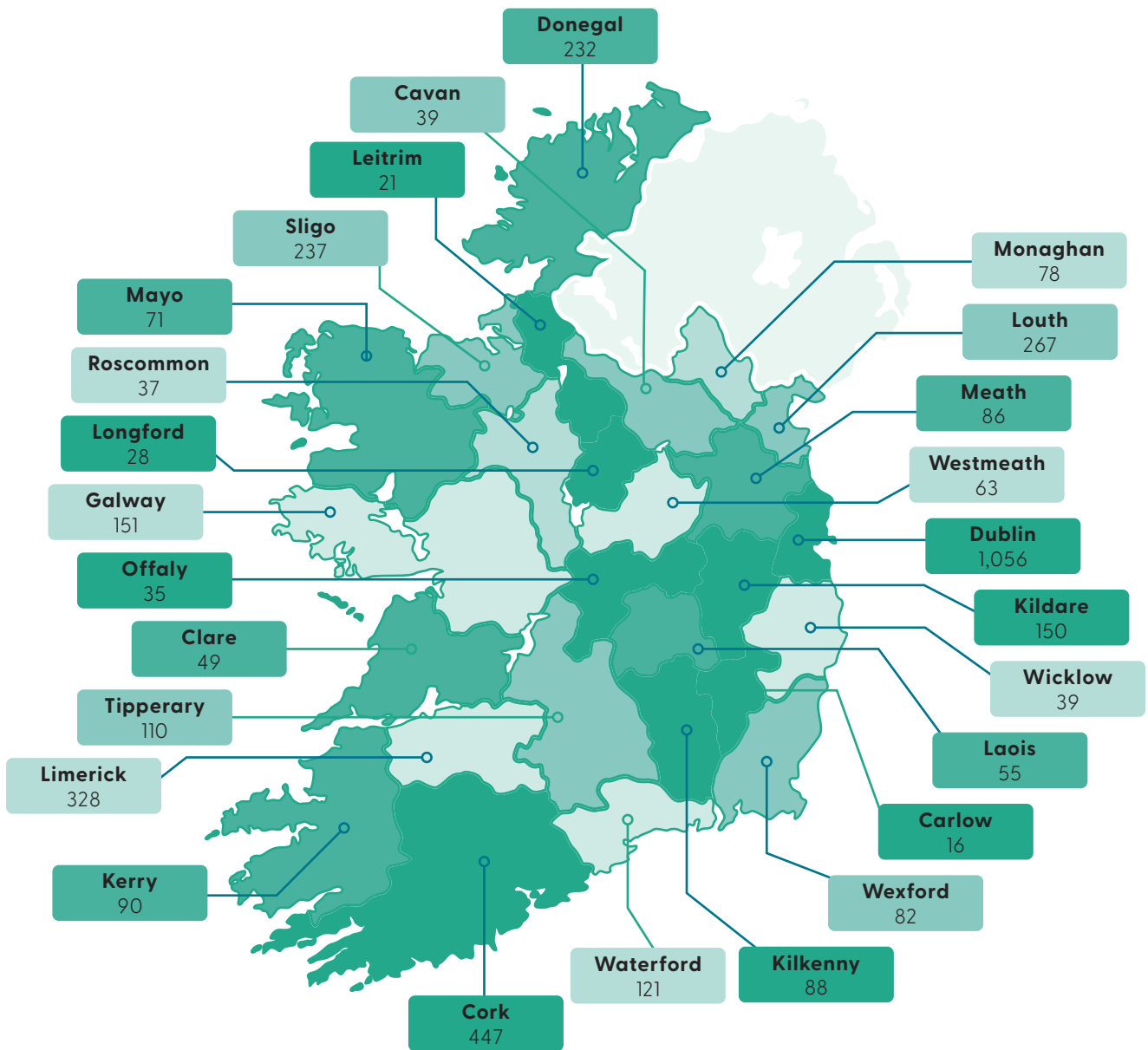


Figure 17: Geographical distribution in Ireland of practising Intellectual Disability Nurses

There are 68 practising Intellectual Disability Nurses working abroad. Additionally, we do not have workplace information for 6 practising registrants.



Note: There are 189 new or restored registrants who have not provided practising and workplace information.

Table 11: Geographical distribution in Ireland of practising Intellectual Disability Nurses by county (2024 and 2025 net change)

County	Practising 2022	Practising 2023	Practising 2024	Practising 2025	Net change	% Net change
Carlow	20	21	18	16	-2	-11%
Cavan	32	33	35	39	4	11%
Clare	48	49	50	49	-1	-2%
Cork	458	454	444	447	3	1%
Donegal	219	225	229	232	3	1%
Dublin	1,022	1,040	1,067	1,056	-11	-1%
Galway	158	158	158	151	-7	-4%
Kerry	94	90	89	90	1	1%
Kildare	155	149	143	150	7	5%
Kilkenny	80	80	83	88	5	6%
Laois	50	48	56	55	-1	-2%
Leitrim	21	20	18	21	3	17%
Limerick	316	324	337	328	-9	-3%
Longford	30	28	27	28	1	4%
Louth	276	260	266	267	1	0%
Mayo	84	78	75	71	-4	-5%
Meath	78	88	90	86	-4	-4%
Monaghan	70	78	77	78	1	1%
Offaly	35	39	36	35	-1	-3%
Roscommon	36	38	39	37	-2	-5%
Sligo	237	244	241	237	-4	-2%
Tipperary	117	116	113	110	-3	-3%
Waterford	104	106	110	121	11	10%
Westmeath	69	68	63	63	0	0%
Wexford	79	78	82	82	0	0%
Wicklow	36	41	40	39	-1	-3%

Post-primary Divisions of the Register





**Public Health
Nurses
Division**

Public Health Nurses Division Information

As of 1 June 2025 there are

2,780

registered in this division

2,256
Practising

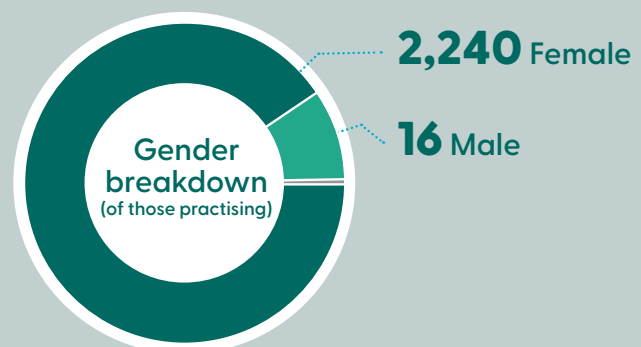
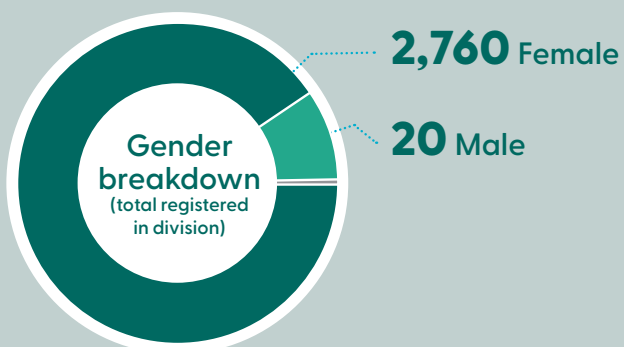
Of the new or restored registrants there are **22**
that we do not have practising information on.

502
Not
practising

1,912
Patient-facing
registrants

108
New
registrants

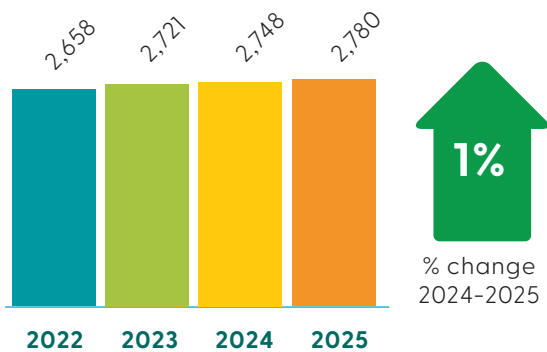
This will be higher as we do not have
information on all new registrants



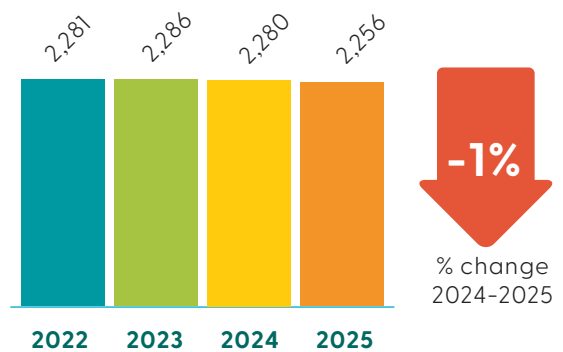
Public Health Nurses Division Comparison



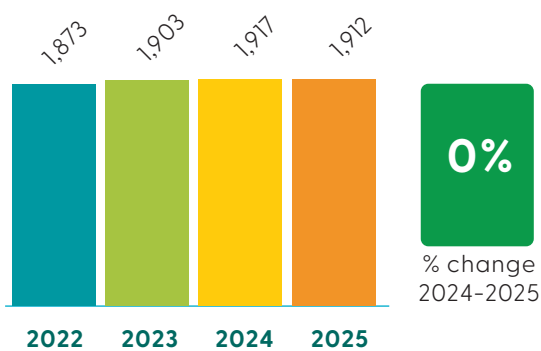
Registered



Practising



Patient-facing



New registrants*

*New registrants include Irish, EU and Non-EU qualified nurses.

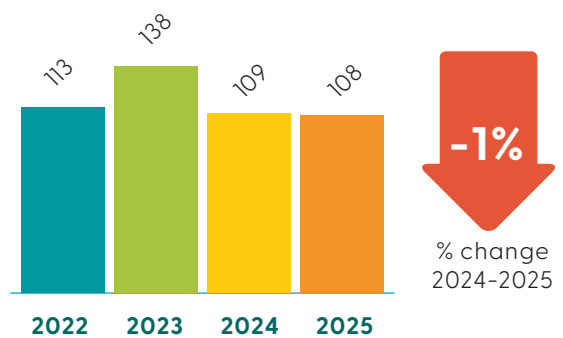


Figure 18: Age distribution of Public Health Nurses division

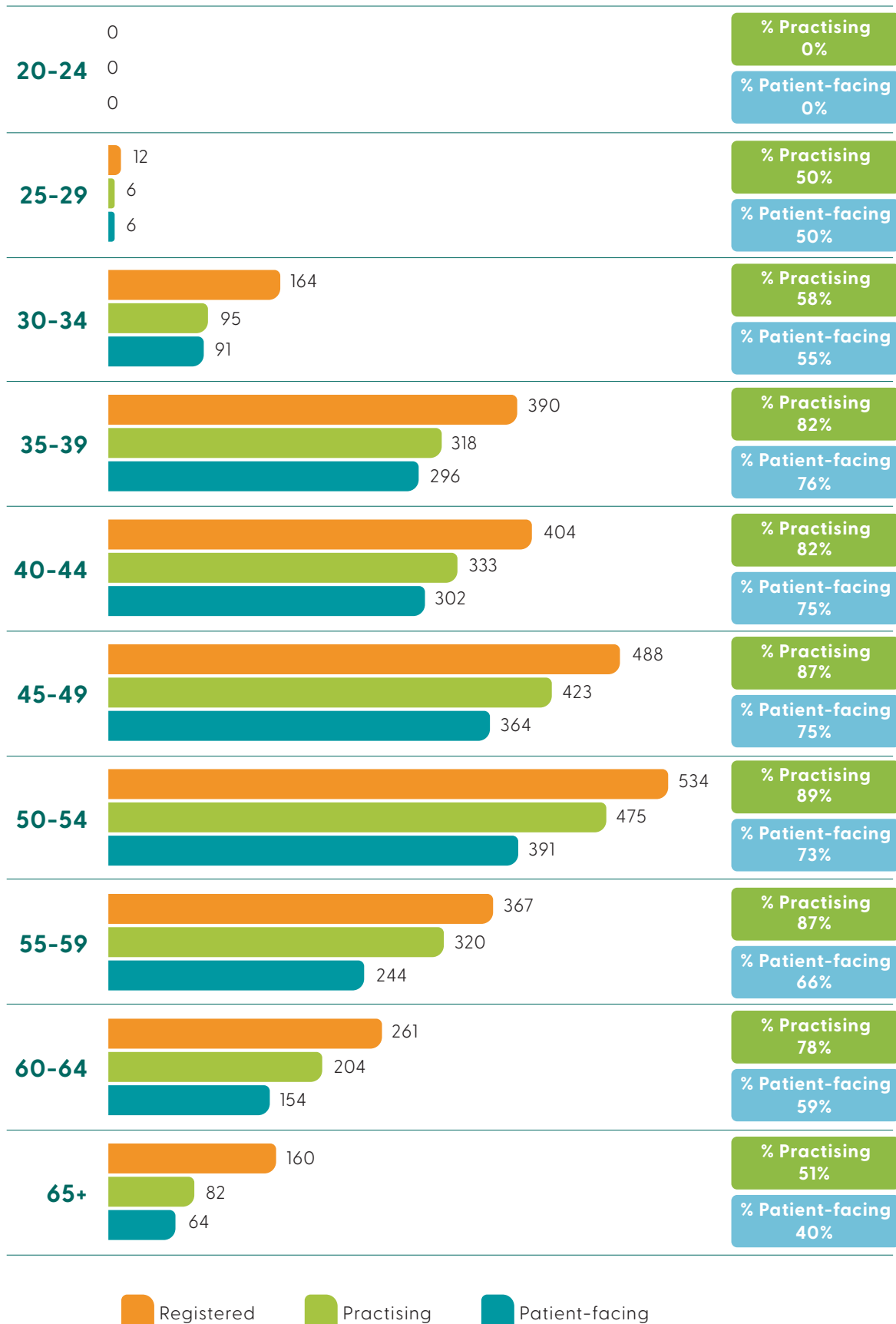
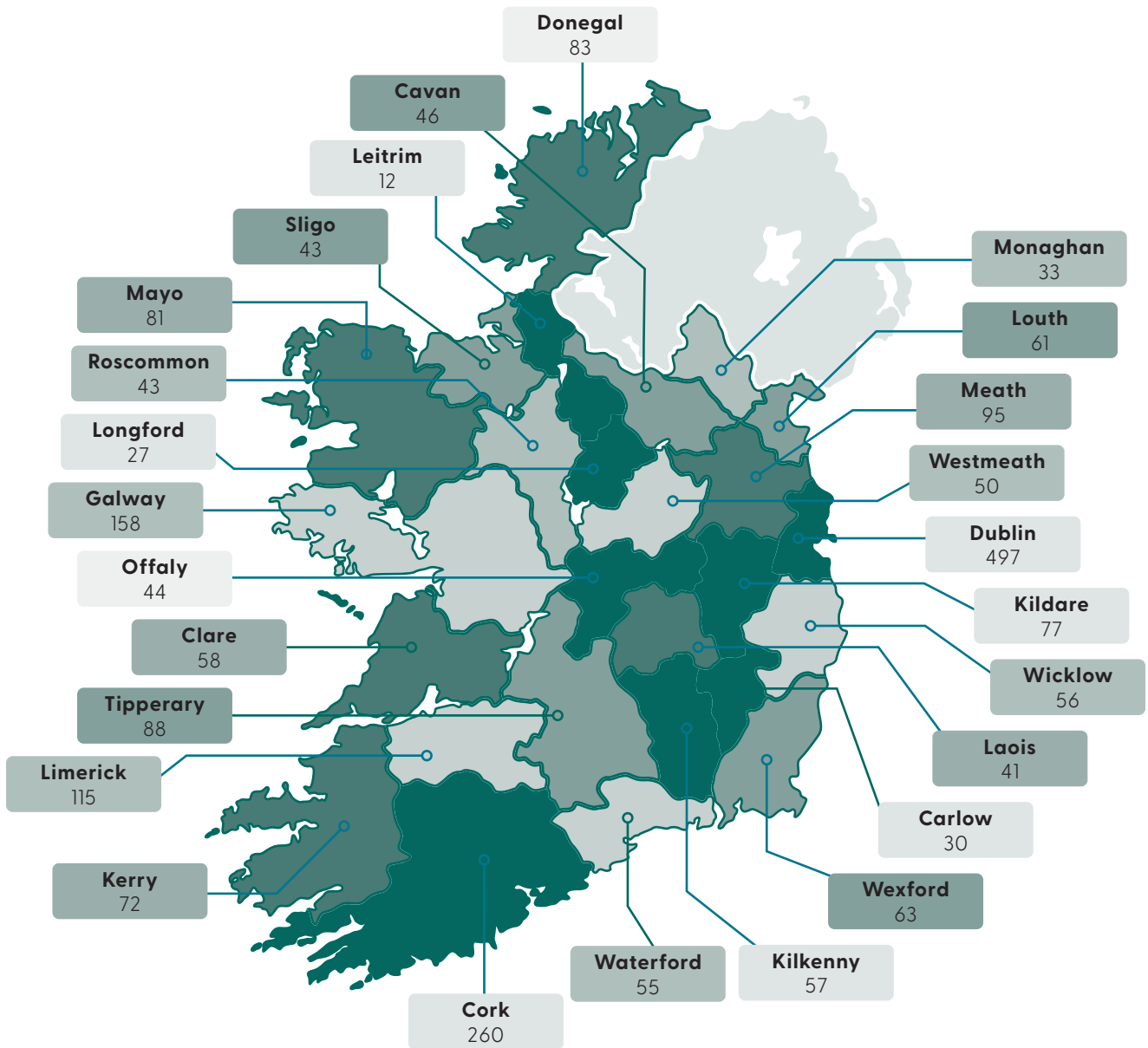


Figure 19: Geographical distribution in Ireland of practising Public Health Nurses

There are 11 practising Public Health Nurses working abroad.



Note: There are 22 new or restored registrants who have not provided practising and workplace information.

Table 12: Geographical distribution in Ireland of practising Public Health Nurses by county (2024 and 2025 net change)

County	Practising 2022	Practising 2023	Practising 2024	Practising 2025	Net change	% Net change
Carlow	26	30	28	30	2	7%
Cavan	45	44	46	46	0	0%
Clare	57	57	58	58	0	0%
Cork	262	268	267	260	-7	-3%
Donegal	85	80	80	83	3	4%
Dublin	555	533	518	497	-21	-4%
Galway	156	151	158	158	0	0%
Kerry	72	71	67	72	5	7%
Kildare	75	79	82	77	-5	-6%
Kilkenny	56	55	57	57	0	0%
Laois	41	40	39	41	2	5%
Leitrim	13	12	13	12	-1	-8%
Limerick	110	121	119	115	-4	-3%
Longford	27	28	27	27	0	0%
Louth	58	61	60	61	1	2%
Mayo	75	81	78	81	3	4%
Meath	95	94	96	95	-1	-1%
Monaghan	29	30	32	33	1	3%
Offaly	43	46	44	44	0	0%
Roscommon	40	41	42	43	1	2%
Sligo	44	46	42	43	1	2%
Tipperary	83	86	89	88	-1	-1%
Waterford	64	58	58	55	-3	-5%
Westmeath	46	49	51	50	-1	-2%
Wexford	61	66	66	63	-3	-5%
Wicklow	54	50	51	56	5	10%



**Advanced
Nurse
Practitioners
Division**

Advanced Nurse Practitioners Division Information

As of 1 June 2025 there are

1,204

registered in this division

820

Practising

Of the new or restored registrants there are **106**
that we do not have practising information on.

278

Not
practising

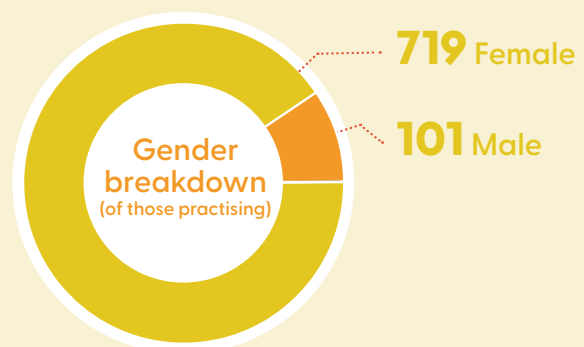
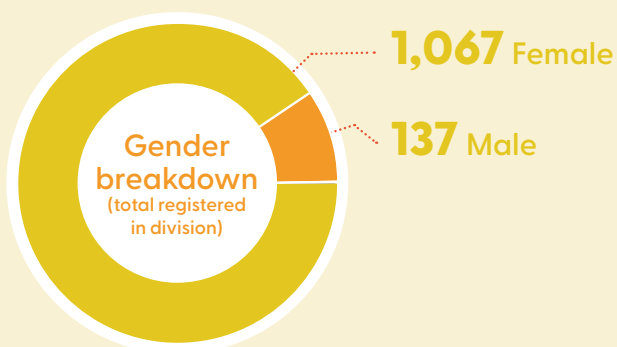
787

Patient-facing
registrants

242

New
registrants

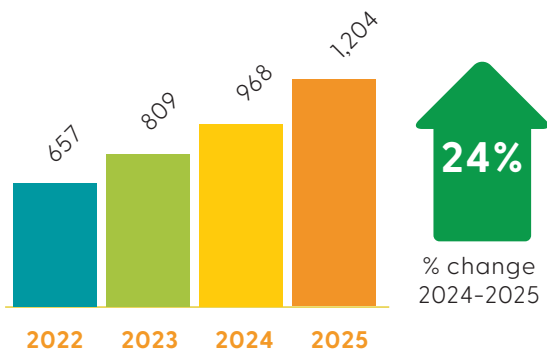
This will be higher as we do not have
information on all new registrants



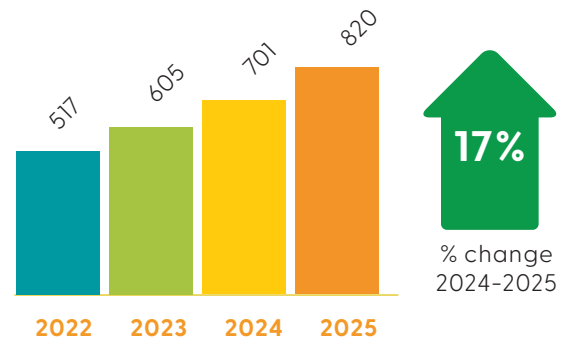
Advanced Nurse Practitioners Division Information



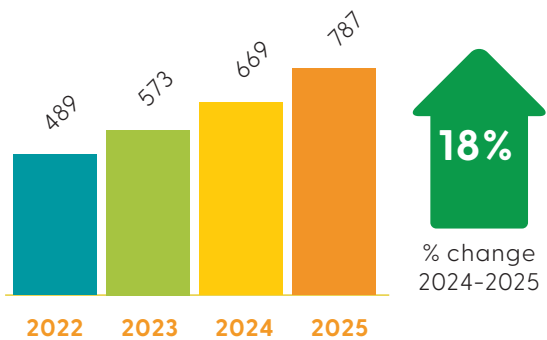
Registered



Practising



Patient-facing



New registrants*

*New registrants include Irish, EU and Non-EU qualified nurses.

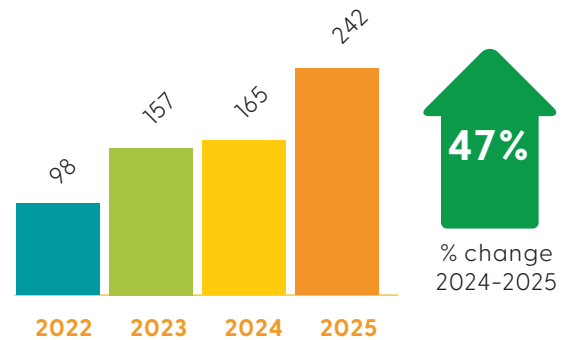


Figure 20: Age distribution of Advanced Nurse Practitioners division

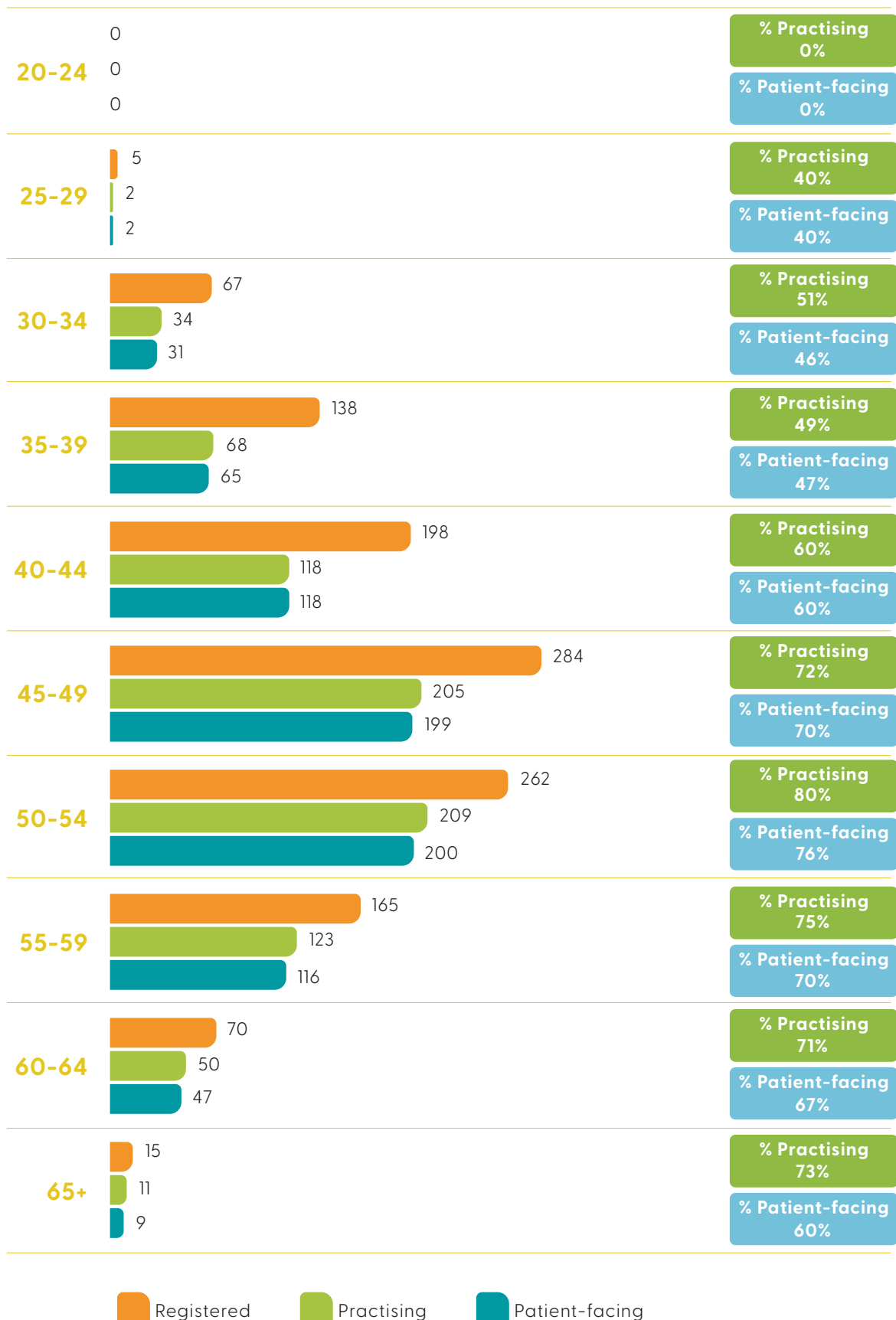
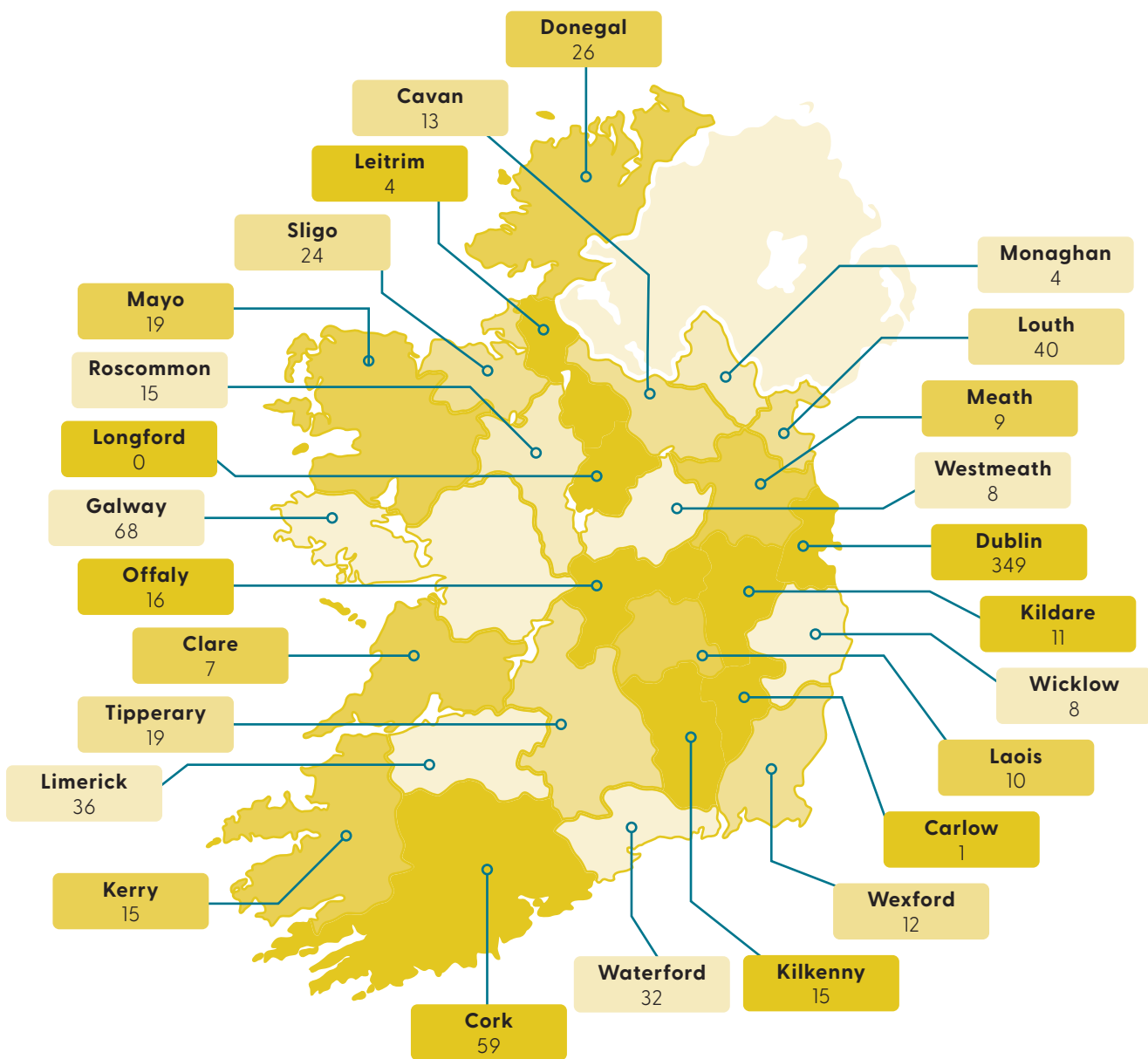


Figure 21: Geographical distribution in Ireland of practising Advanced Nurse Practitioners

There are no ANPs practising abroad.

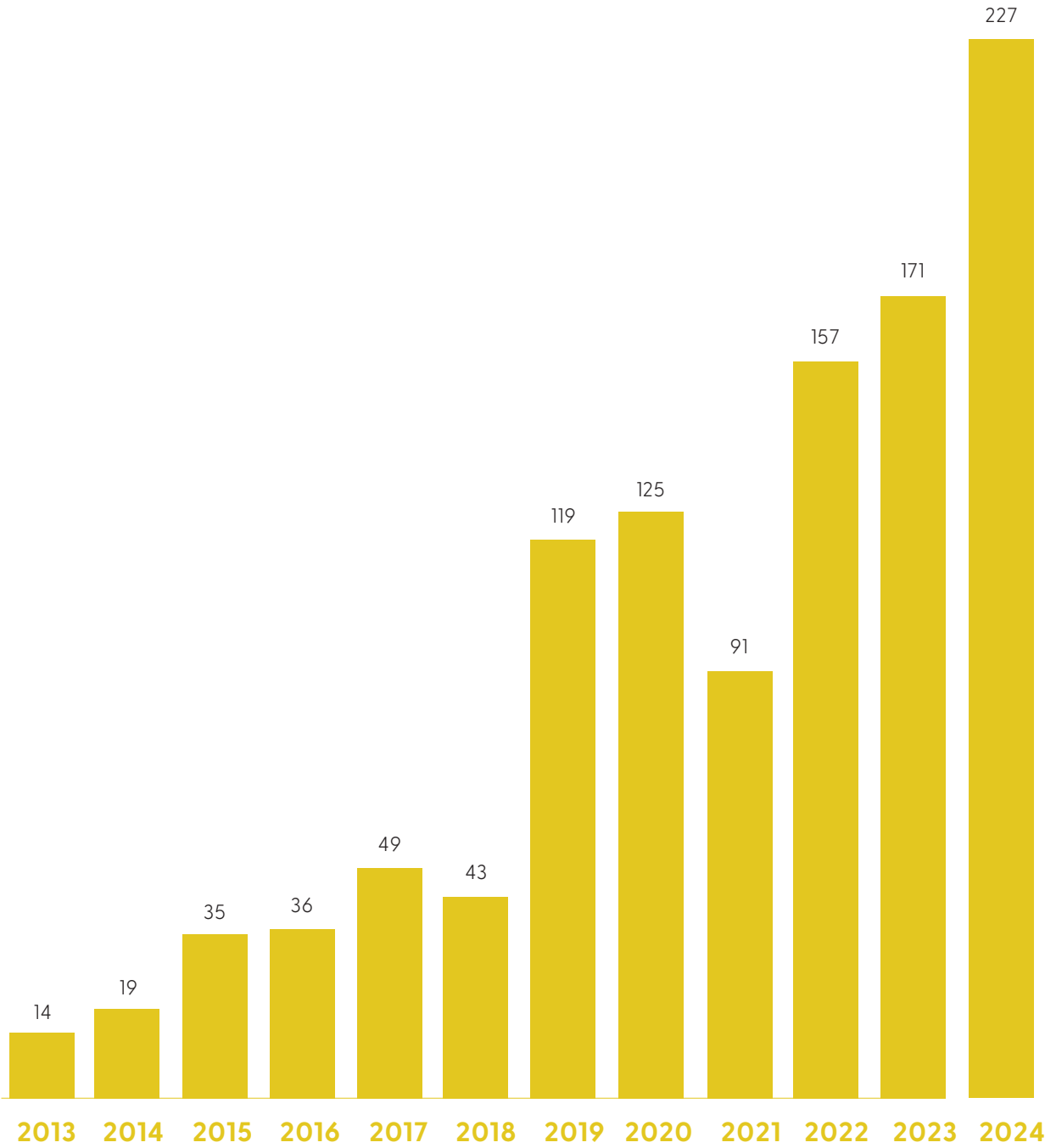


Note: There are 106 new or restored registrants who have not provided practising and workplace information.

Table 13: Geographical distribution in Ireland of practising Advanced Nurse Practitioners by county (2024 and 2025 net change)

County	Practising 2022	Practising 2023	Practising 2024	Practising 2025	Net change	% Net change
Carlow	1	1	1	1	0	0%
Cavan	7	6	10	13	3	30%
Clare	6	6	7	7	0	0%
Cork	40	47	50	59	9	18%
Donegal	17	20	22	26	4	18%
Dublin	217	257	294	349	55	19%
Galway	50	58	63	68	5	8%
Kerry	9	11	13	15	2	15%
Kildare	8	9	9	11	2	22%
Kilkenny	10	12	14	15	1	7%
Laois	9	8	9	10	1	11%
Leitrim	4	4	4	4	0	0%
Limerick	19	23	30	36	6	20%
Longford	0	0	0	0	0	0%
Louth	24	26	34	40	6	18%
Mayo	10	14	16	19	3	19%
Meath	6	6	8	9	1	13%
Monaghan	0	2	2	4	2	100%
Offaly	10	12	13	16	3	23%
Roscommon	11	11	11	15	4	36%
Sligo	15	20	23	24	1	4%
Tipperary	11	13	16	19	3	19%
Waterford	16	19	25	32	7	28%
Westmeath	4	4	6	8	2	33%
Wexford	7	8	11	12	1	9%
Wicklow	5	6	9	8	-1	-11%

Figure 22: Newly registered Advanced Nurse Practitioners (2013 to 2024)



Figures above are from 1 January to 31 December



**Nurse
Prescribers
Division**

Nurse Prescribers Division Information

As of 1 June 2025 there are

2,963

registered in this division

1,818
Practising

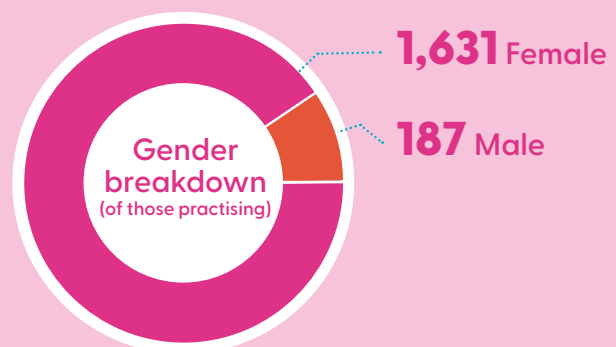
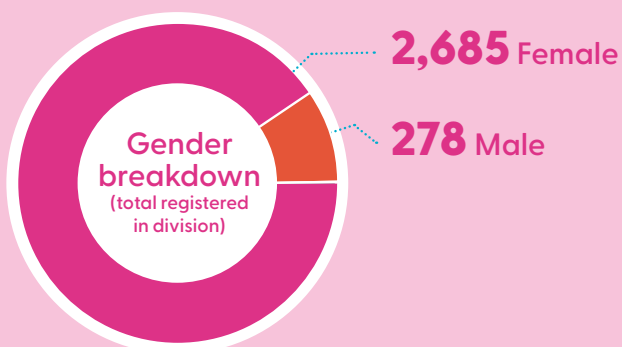
Of the new or restored registrants there are **283**
that we do not have practising information on.

862
Not
practising

1,726
Patient-facing
registrants

414
New
registrants

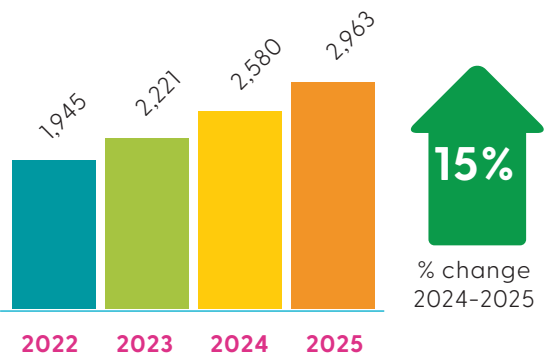
This will be higher as we do not have
information on all new registrants



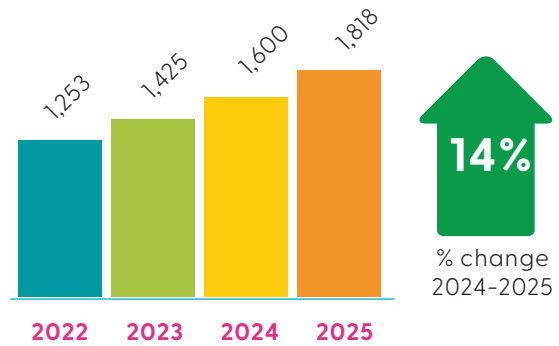
Nurse Prescribers Division Information



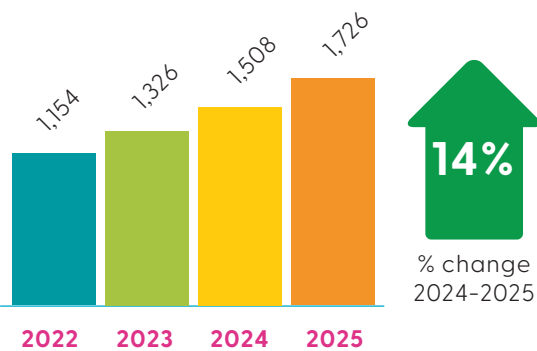
Registered



Practising



Patient-facing



New registrants*

*New registrants include Irish, EU and Non-EU qualified nurses.

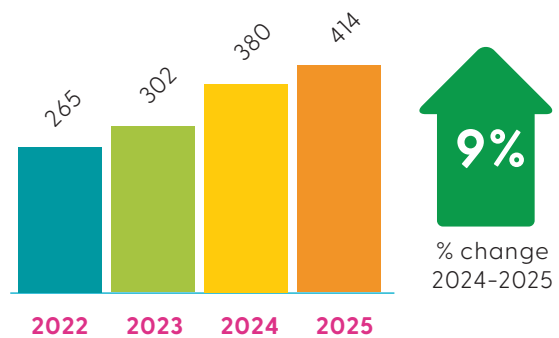


Figure 23: Age distribution of Nurse Prescribers division

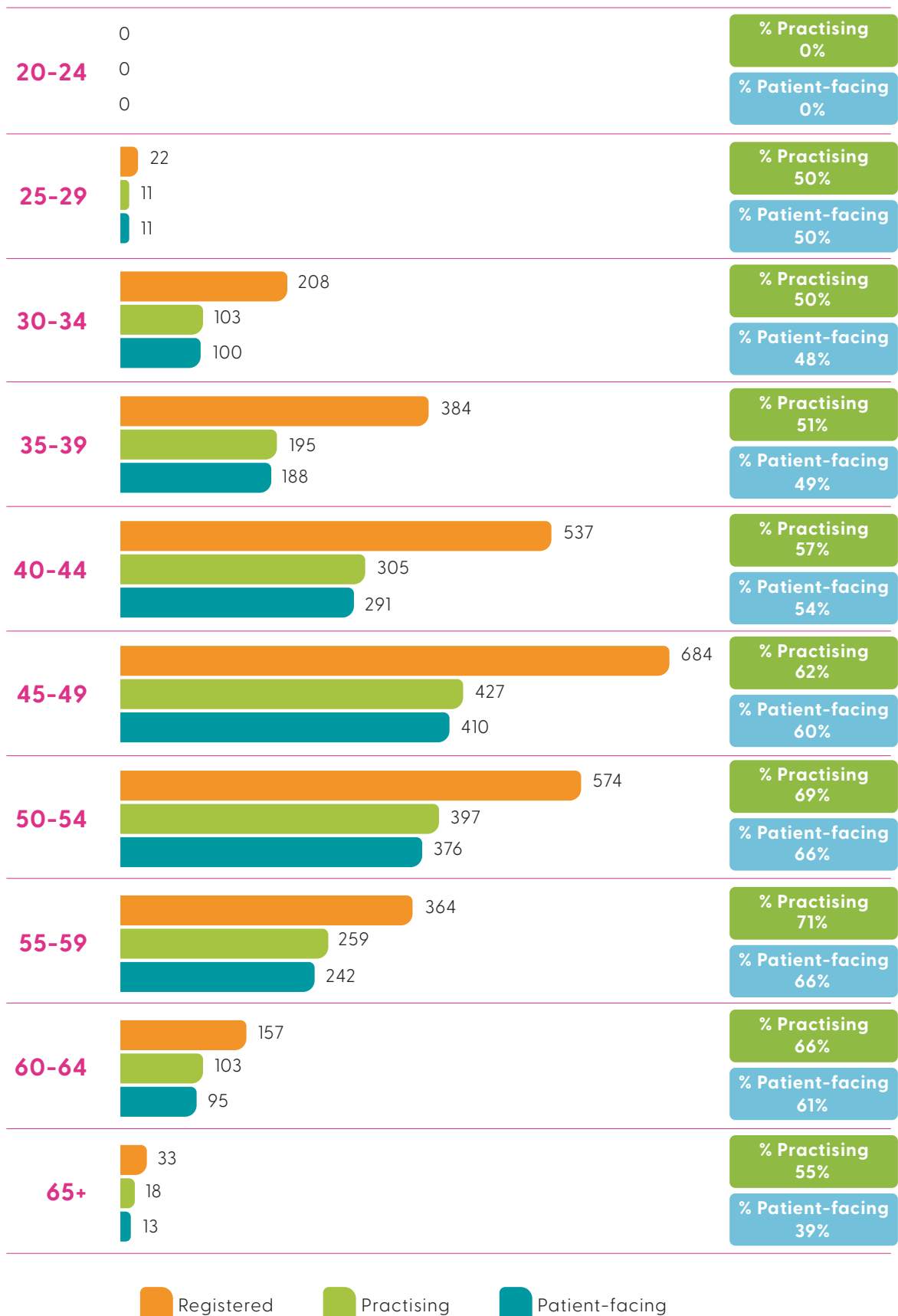
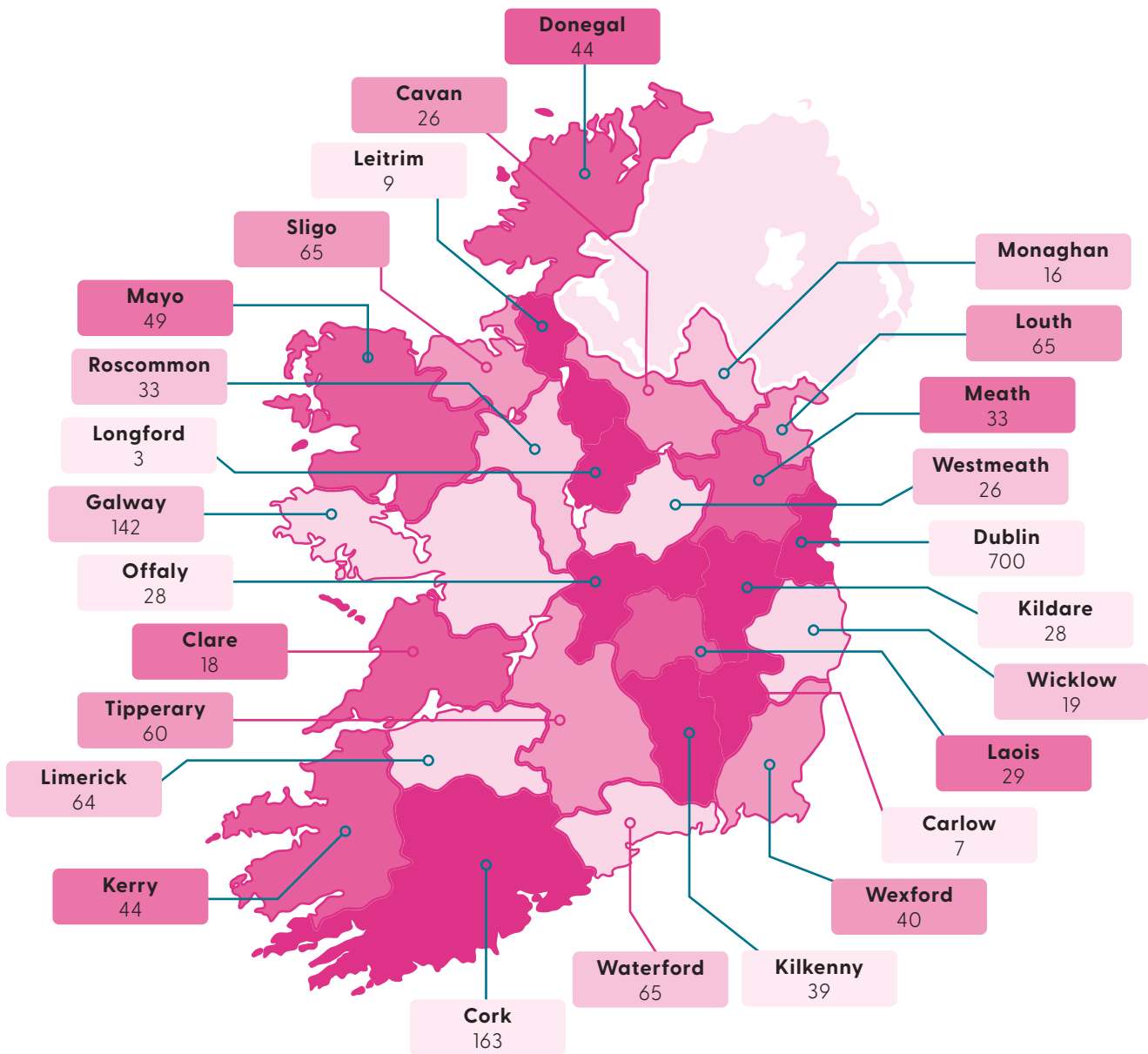


Figure 24: Geographical distribution in Ireland of practising Nurse Prescribers

There are 3 Nurse Prescribers working abroad.



Note: There are 283 new or restored registrants who have not provided practising and workplace information.

Table 14: Geographical distribution in Ireland of practising Nurse Prescribers by county (2024 and 2025 net change)

County	Practising 2022	Practising 2023	Practising 2024	Practising 2025	Net change	% Net change
Carlow	7	6	6	7	1	17%
Cavan	16	17	20	26	6	30%
Clare	17	16	15	18	3	20%
Cork	117	137	153	163	10	7%
Donegal	30	34	34	44	10	29%
Dublin	459	524	598	700	102	17%
Galway	102	115	128	142	14	11%
Kerry	22	30	35	44	9	26%
Kildare	19	26	26	28	2	8%
Kilkenny	28	33	35	39	4	11%
Laois	23	26	26	29	3	12%
Leitrim	9	8	10	9	-1	-10%
Limerick	49	52	59	64	5	8%
Longford	3	2	3	3	0	0%
Louth	43	52	59	65	6	10%
Mayo	37	38	43	49	6	14%
Meath	22	27	31	33	2	6%
Monaghan	9	13	13	16	3	23%
Offaly	19	22	27	28	1	4%
Roscommon	25	26	28	33	5	18%
Sligo	55	59	63	65	2	3%
Tipperary	38	43	51	60	9	18%
Waterford	43	53	62	65	3	5%
Westmeath	16	17	20	26	6	30%
Wexford	29	30	34	40	6	18%
Wicklow	12	15	18	19	1	6%



**Nurse
Tutors
Division**

Nurse Tutors Division Information

As of 1 June 2025 there are

818

registered in this division

581

Practising

Of the new or restored registrants there are **17**
that we do not have practising information on.

220

Not
practising

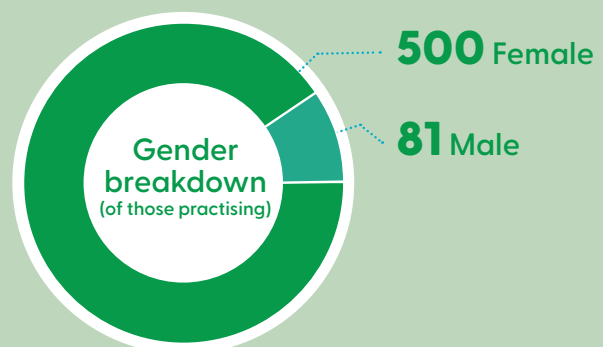
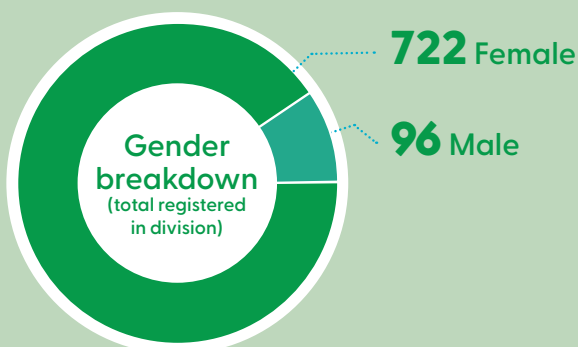
35

New
registrants

153

Patient-facing
registrants

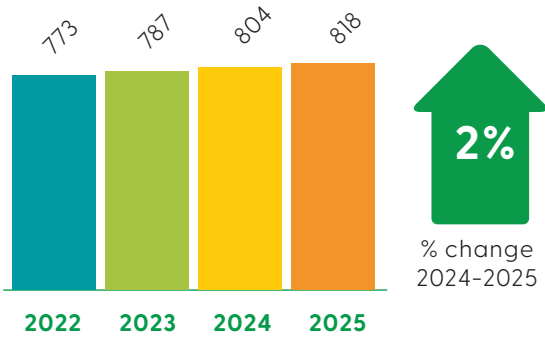
This will be higher as we do not have
information on all new registrants



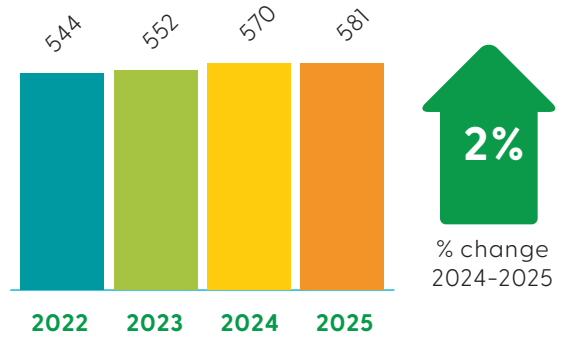
Nurse Tutors Division Information



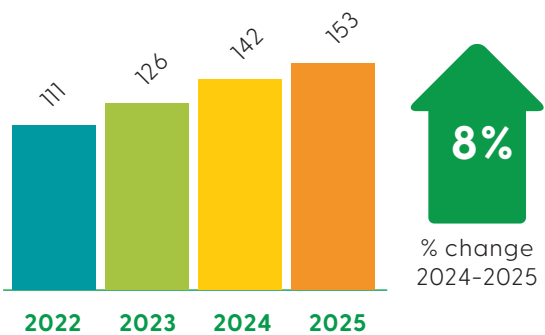
Registered



Practising



Patient-facing



New registrants*

*New registrants include Irish, EU and Non-EU qualified nurses.

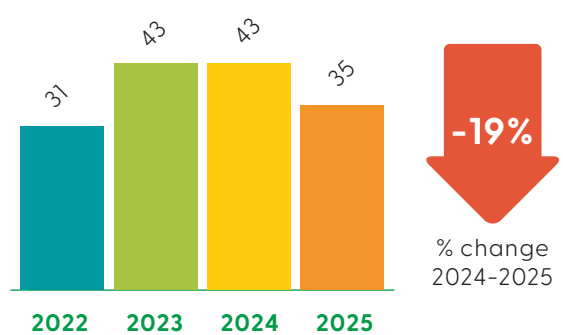


Figure 25: Age distribution of Nurse Tutors division

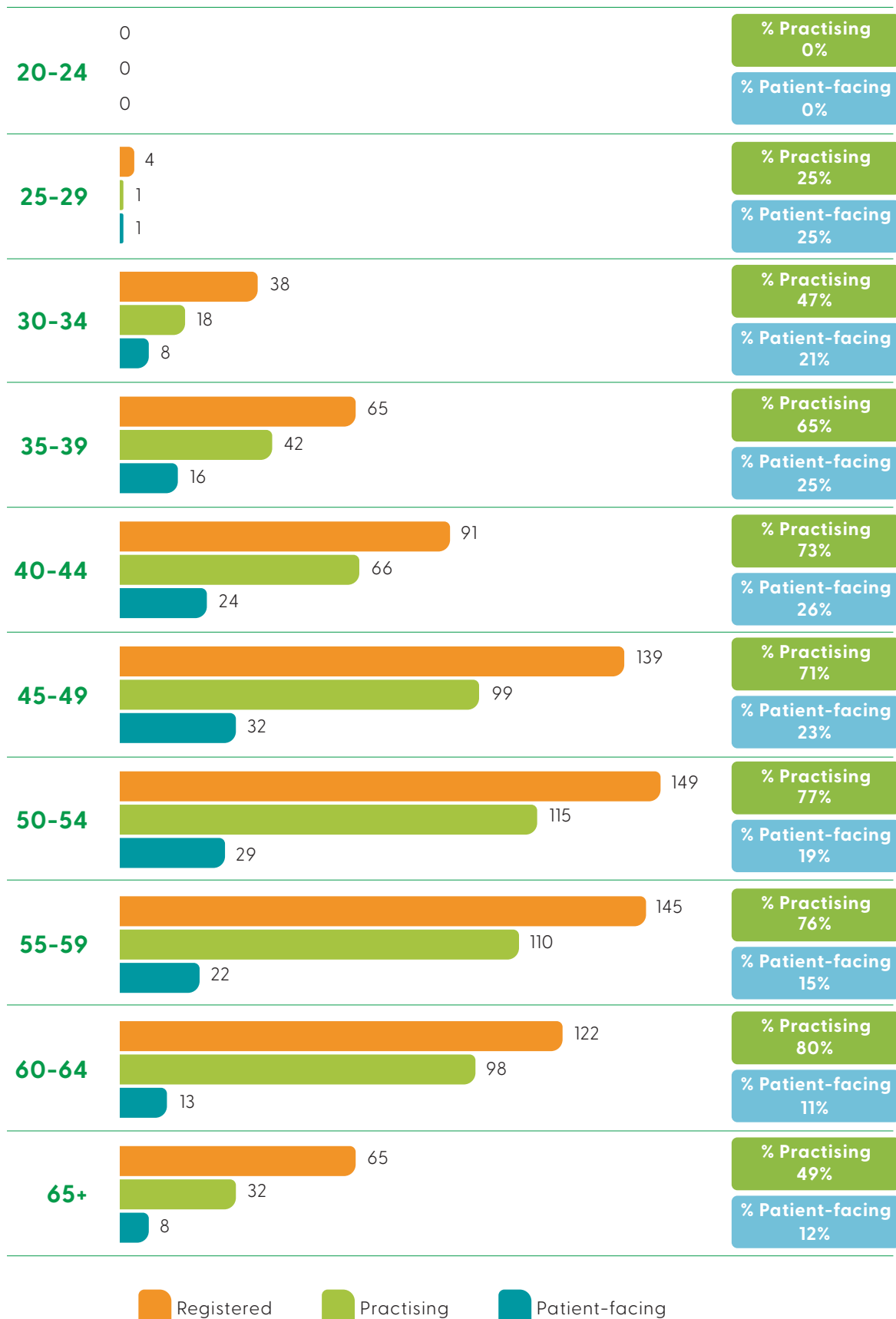
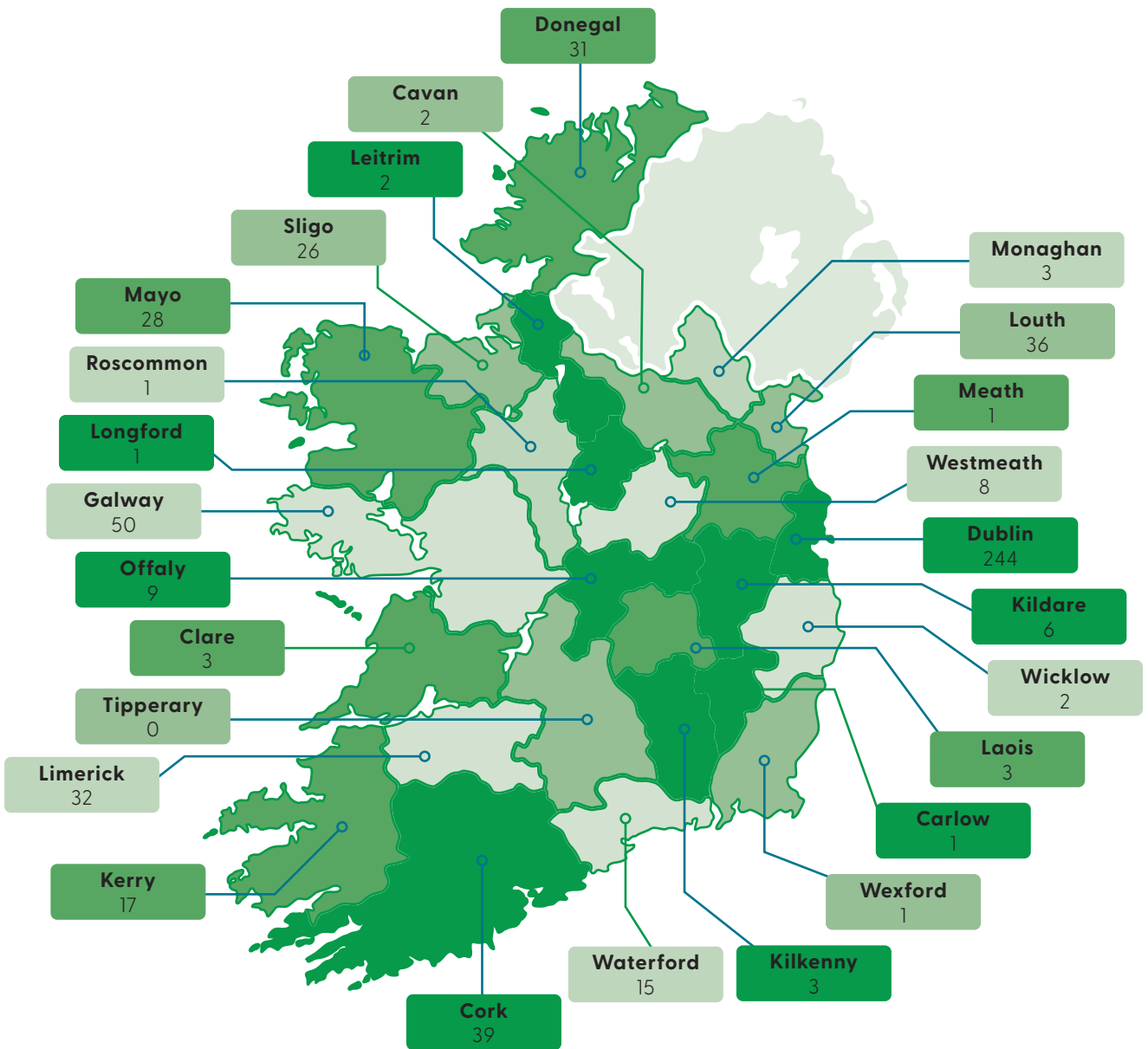


Figure 26: Geographical distribution in Ireland of practising Nurse Tutors

There are 17 practising Nurse Tutors working abroad.



Note: There are 17 new or restored registrants who have not provided practising and workplace information.

Table 15: Geographical distribution in Ireland of practising Nurse Tutors by county (2024 and 2025 net change)

County	Practising 2022	Practising 2023	Practising 2024	Practising 2025	Net change	% Net change
Carlow	1	1	1	1	0	0%
Cavan	3	3	2	2	0	0%
Clare	2	2	2	3	1	50%
Cork	38	42	42	39	-3	-7%
Donegal	31	33	34	31	-3	-9%
Dublin	224	229	241	244	3	1%
Galway	48	49	48	50	2	4%
Kerry	15	14	16	17	1	6%
Kildare	3	3	3	6	3	100%
Kilkenny	2	2	2	3	1	50%
Laois	3	2	2	3	1	50%
Leitrim	1	1	1	2	1	100%
Limerick	30	30	32	32	0	0%
Longford	1	1	1	1	0	0%
Louth	40	38	39	36	-3	-8%
Mayo	23	24	24	28	4	17%
Meath	3	1	1	1	0	0%
Monaghan	1	3	2	3	1	50%
Offaly	9	9	10	9	-1	-10%
Roscommon	1	1	1	1	0	0%
Sligo	20	22	25	26	1	4%
Tipperary	0	0	0	0	0	0%
Waterford	15	13	14	15	1	7%
Westmeath	11	10	8	8	0	0%
Wexford	1	1	1	1	0	0%
Wicklow	2	2	2	2	0	0%

Midwifery Register



Midwifery Registrations Overview

As of 1 June 2025 there are

8,799

midwives holding **8,999** registrations across the Midwives, Advanced Midwife Practitioners, Midwife Prescribers and Midwife Tutors divisions.

4,714
individuals
practising in
the divisions

4,129
individuals
patient-facing
in the
divisions

Please note that one midwife could be registered/practising/patient-facing in multiple divisions of the Register. Information on practising and patient-facing is self-declared during the annual renewal process.

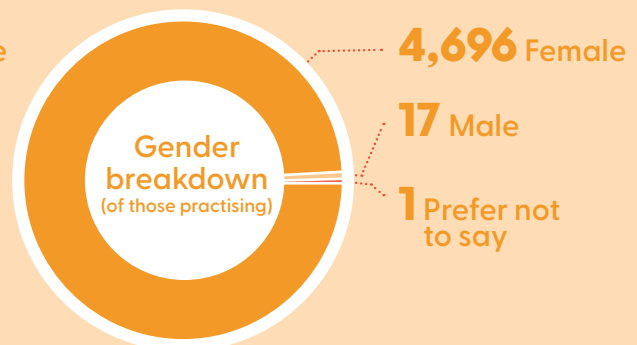
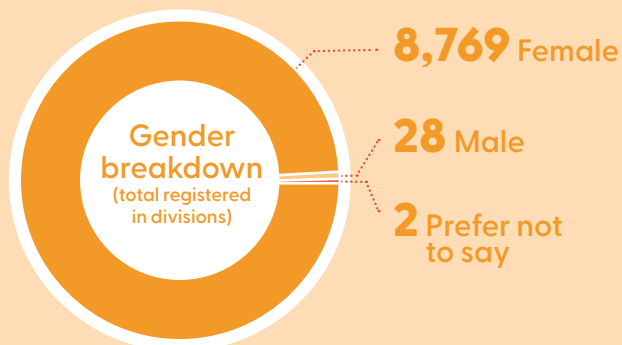
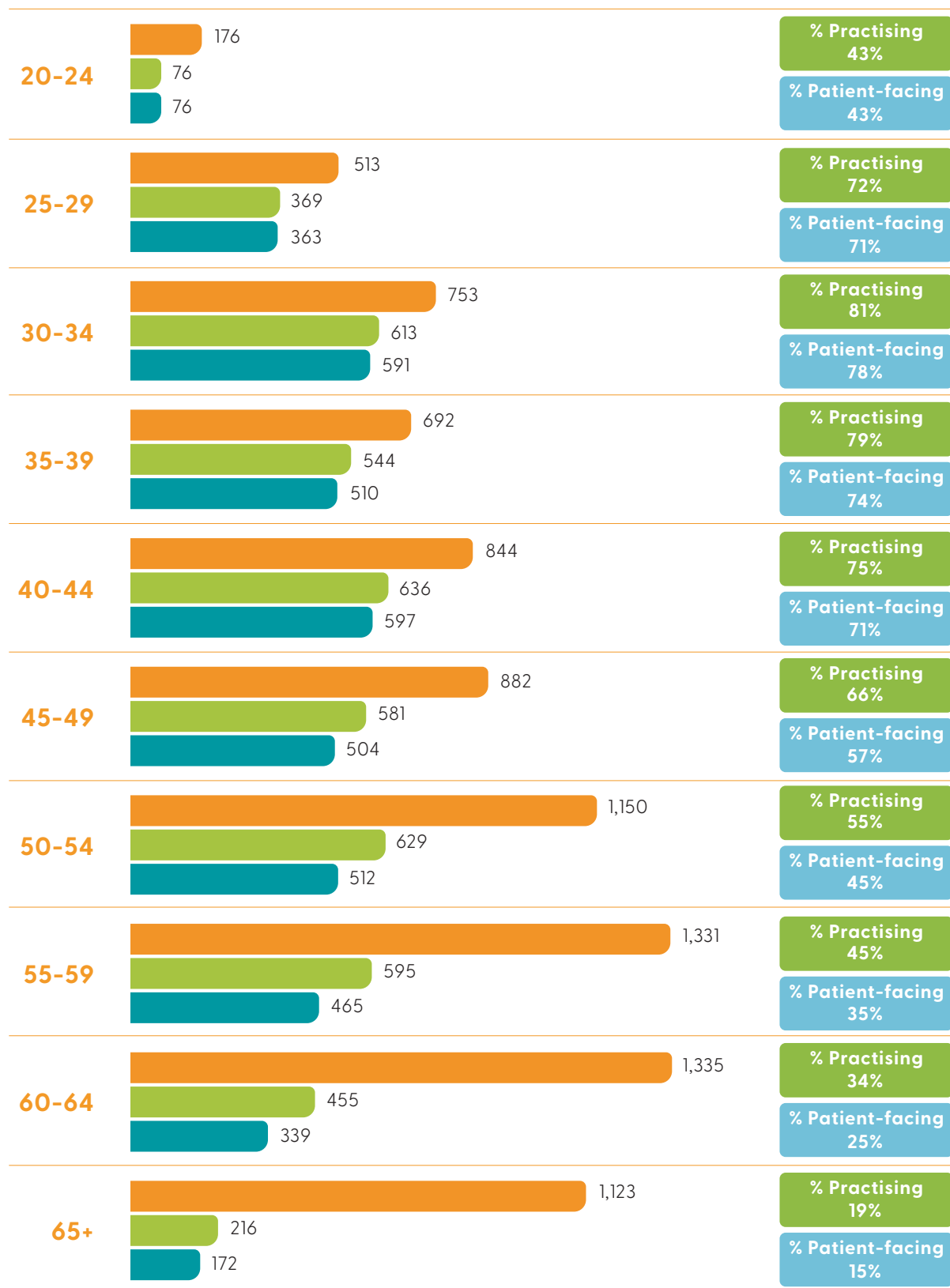


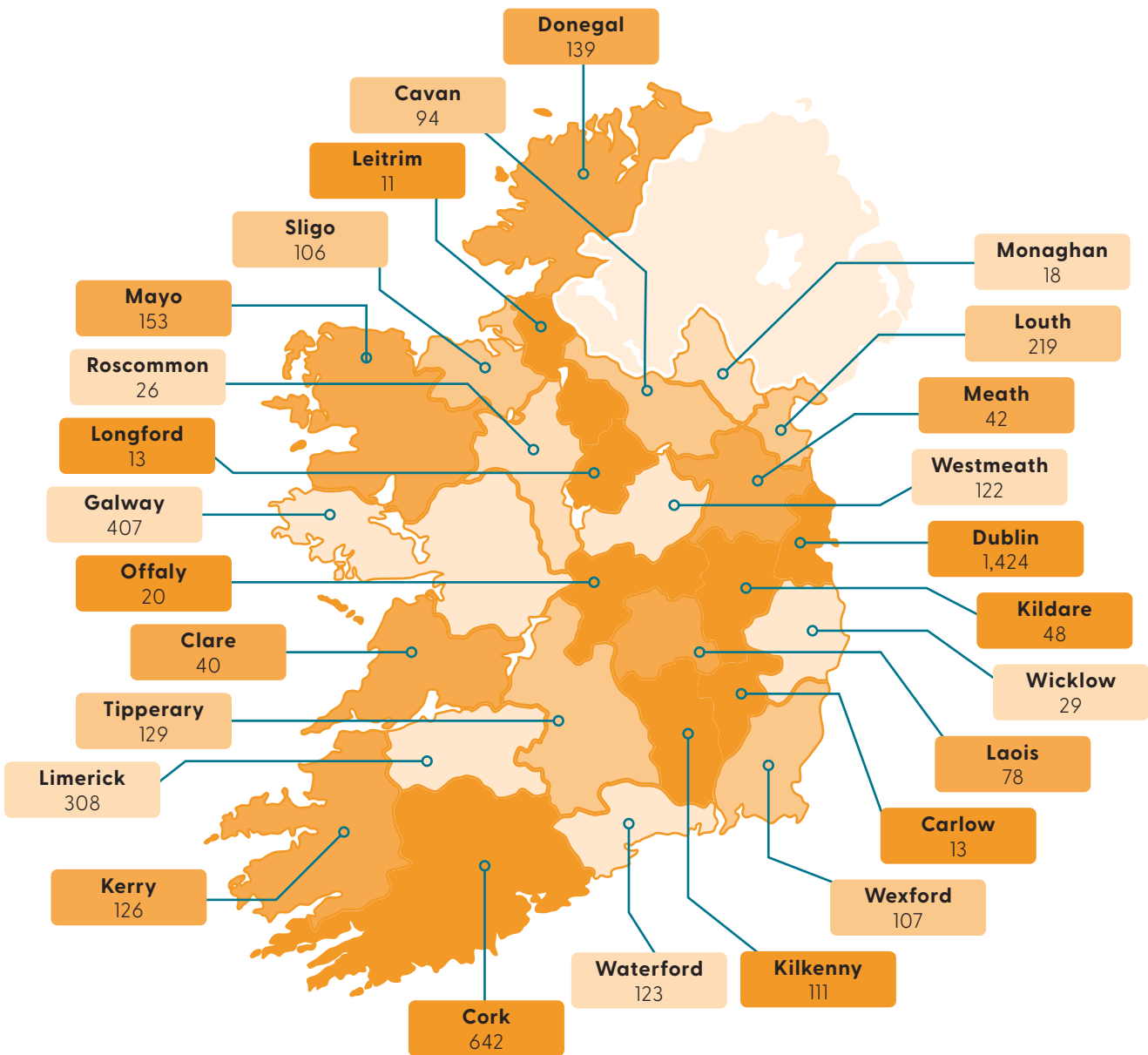
Figure 27: Age distribution of Midwifery Register



Registered Practising Patient-facing

Figure 28: Geographical distribution in Ireland of individuals practising in the Midwives, Advanced Midwife Practitioners, Midwife Prescribers and Midwife Tutors divisions by county

There are 158 practising registrants on the Midwifery Register working abroad.



Note: There are 8 new or restored registrants who have not provided practising and workplace information.

The image features a vibrant orange background with a series of concentric, slightly irregular white circles that create a ripple effect. The text 'Midwives Division' is centered within the innermost circle.

**Midwives
Division**

Midwives Division Information

As of 1 June 2025 there are

8,798

registered in this division

4,708
Practising

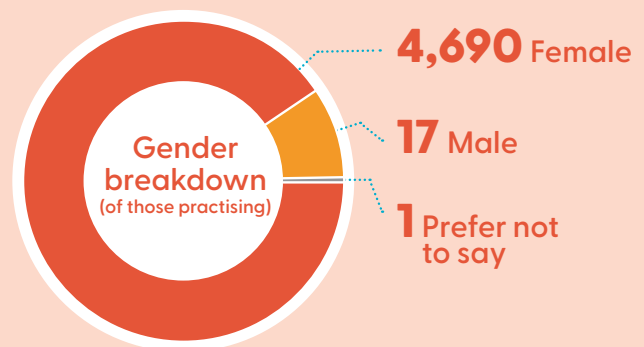
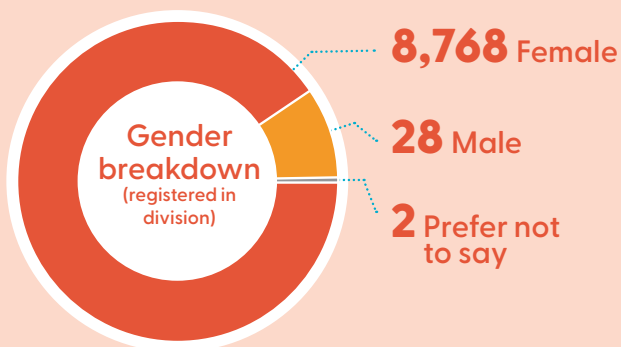
Of the new or restored registrants there are **225**
that we do not have practising information on.

3,865
Not
practising

4,124
Patient-facing
registrants

190
New
registrants

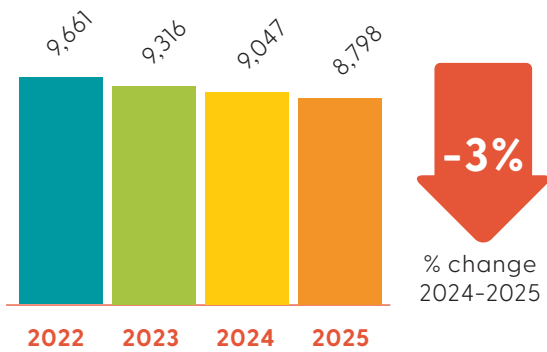
This will be higher as we do not have
information on all new registrants



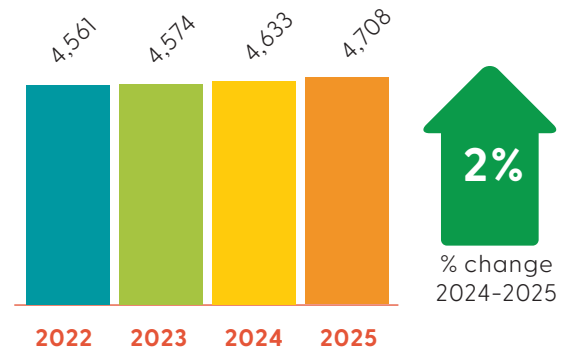
Midwives Division Comparison



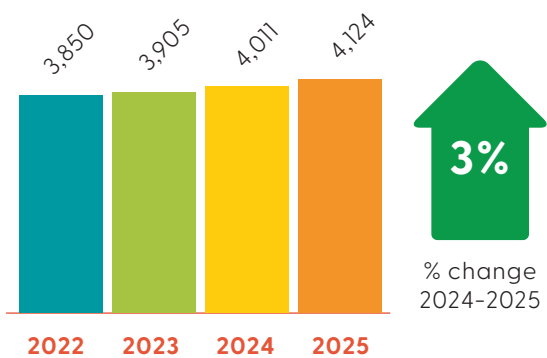
Registered



Practising



Patient-facing



New registrants*

*New registrants include Irish, EU and Non-EU qualified midwives.

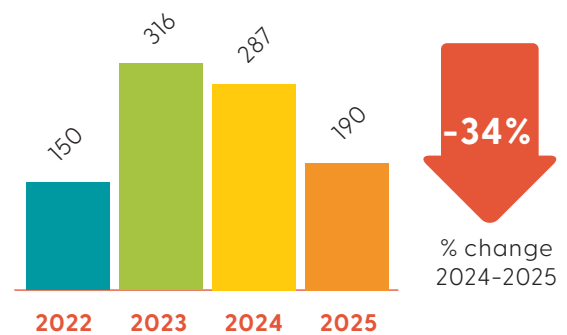


Figure 29: Age distribution of Midwives division

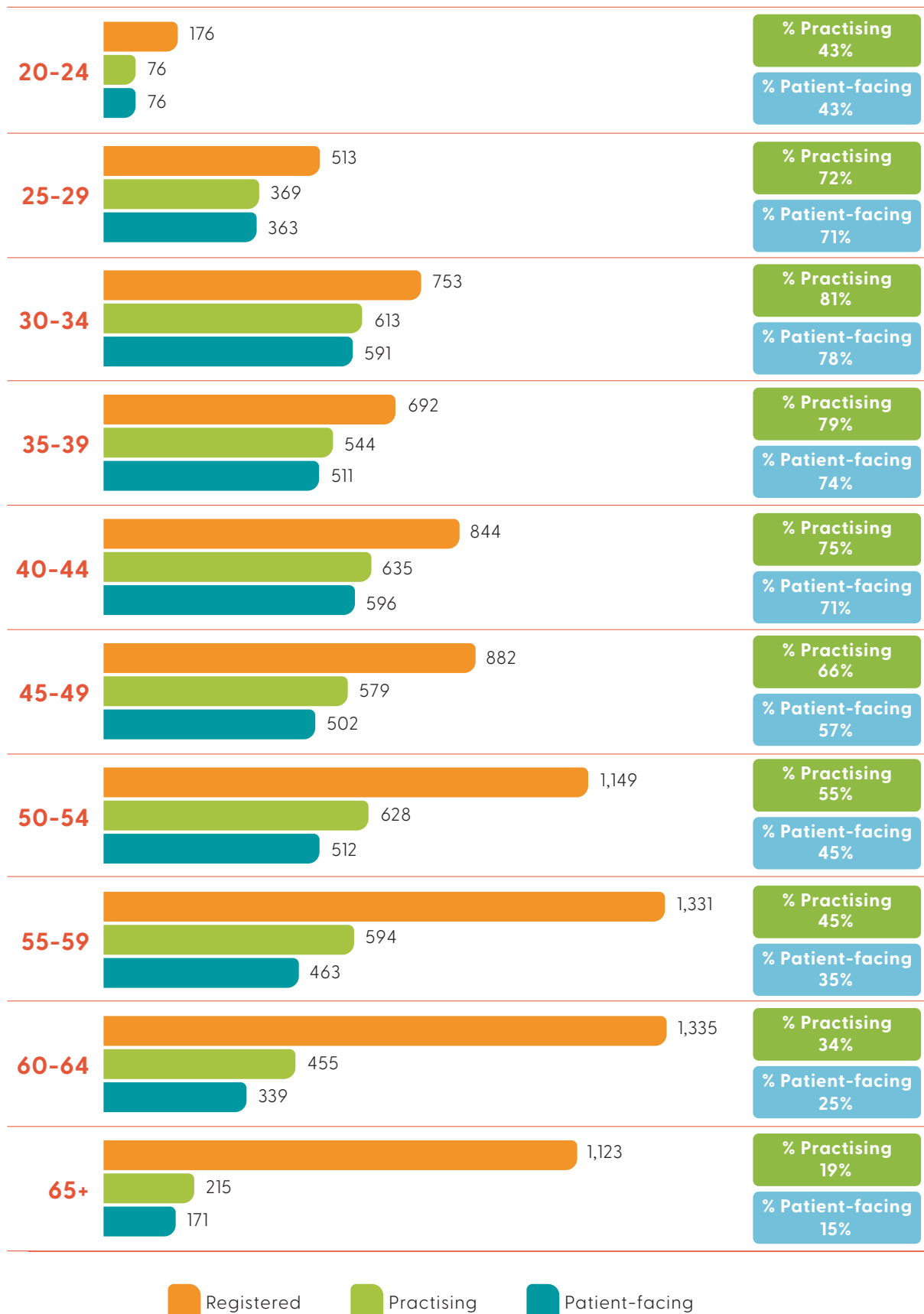
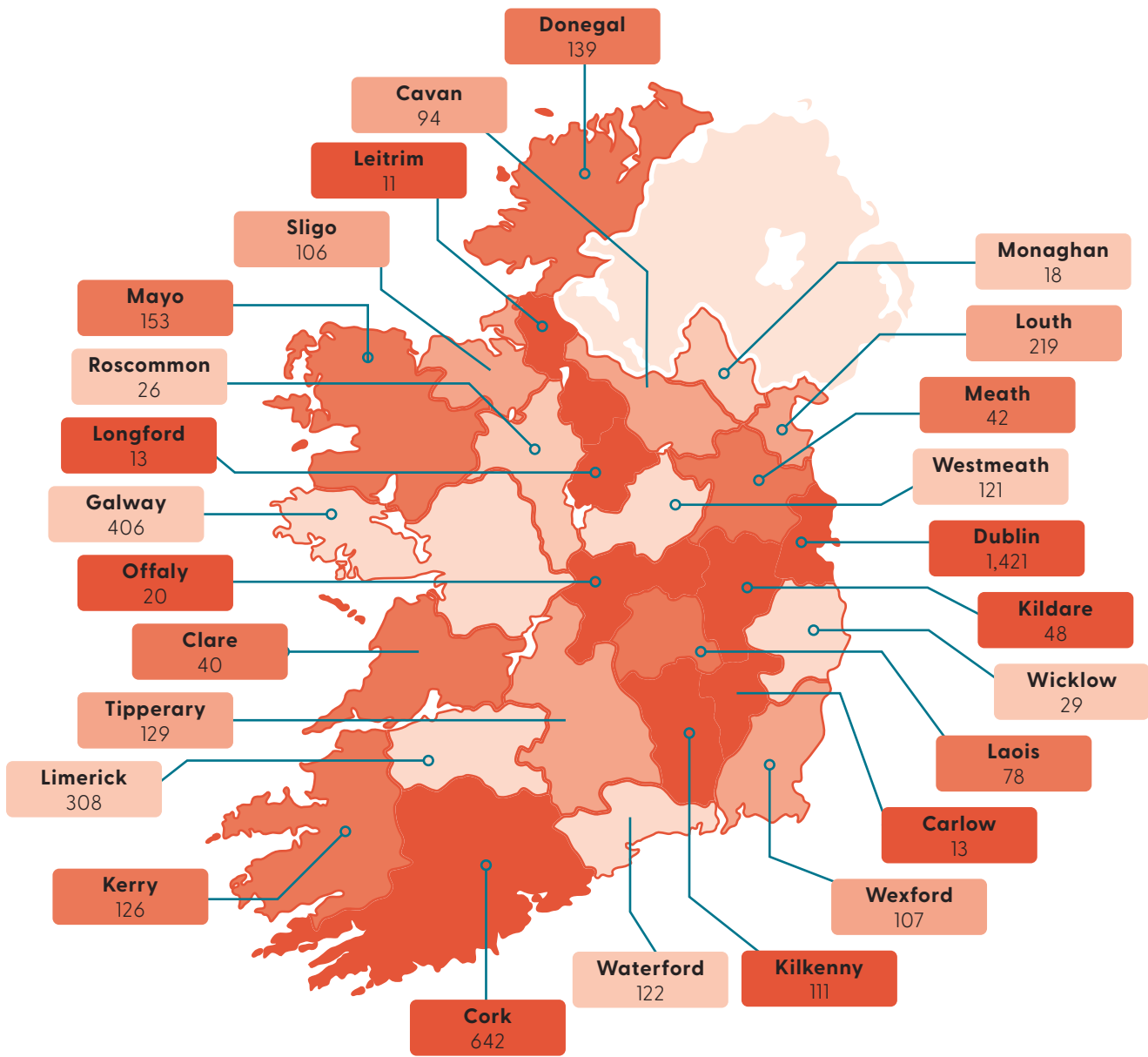


Figure 30: Geographical distribution in Ireland of practising Midwives

There are 158 practising Midwives working abroad.
 Additionally, we do not have workplace information for 8 practising registrants.



Note: There are 225 new or restored registrants who have not provided practising and workplace information.


Table 16: Geographical distribution in Ireland of practising Midwives by county (2024 and 2025 net change)

County	Practising 2022	Practising 2023	Practising 2024	Practising 2025	Net change	% Net change
Carlow	14	13	12	13	1	8%
Cavan	104	99	97	94	-3	-3%
Clare	35	33	35	40	5	14%
Cork	635	635	629	642	13	2%
Donegal	141	145	149	139	-10	-7%
Dublin	1,389	1,384	1,392	1,421	29	2%
Galway	372	382	403	406	3	1%
Kerry	118	120	123	126	3	2%
Kildare	45	51	54	48	-6	-11%
Kilkenny	103	105	109	111	2	2%
Laois	69	74	73	78	5	7%
Leitrim	13	12	11	11	0	0%
Limerick	313	304	304	308	4	1%
Longford	14	14	13	13	0	0%
Louth	205	211	203	219	16	8%
Mayo	151	148	156	153	-3	-2%
Meath	55	46	42	42	0	0%
Monaghan	19	20	19	18	-1	-5%
Offaly	20	23	22	20	-2	-9%
Roscommon	24	27	26	26	0	0%
Sligo	101	105	107	106	-1	-1%
Tipperary	118	115	122	129	7	6%
Waterford	125	123	125	122	-3	-2%
Westmeath	125	121	117	121	4	3%
Wexford	106	110	105	107	2	2%
Wicklow	29	29	29	29	0	0%

Table 17: Number of first time registrants to the Midwives division

	2022	2023	2024	2025
EU	12	19	21	9
Ireland	119	223	196	150
Non-EU	19	74	70	31
Total	150	316	287	190

Figure 31: Top 5 nationalities of all registered Midwives



**Advanced
Midwife
Practitioners,
Midwife
Prescribers
and Midwife
Tutors Divisions**



Advanced Midwife Practitioners Division Information

As of 1 June 2025 there are

40

registered in this division

26

Practising

Of the new or restored registrants there is **1**
that we do not have practising information on.

13

Not
practising

25

Patient-facing
registrants

3

New
registrants

This will be higher as we do not have
information on all new registrants

Gender
breakdown
(total registered
in division)

40 Female

0 Male

Gender
breakdown
(of those practising)

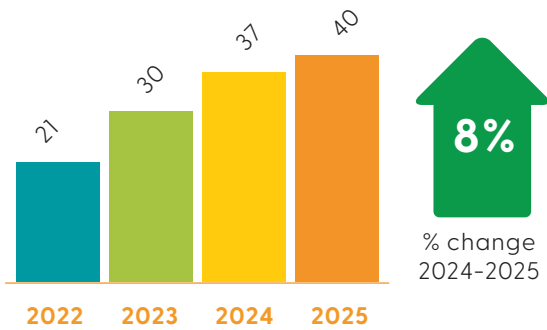
26 Female

0 Male

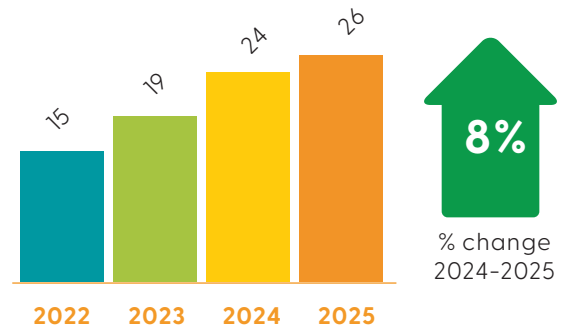
Advanced Midwife Practitioners Division Comparison



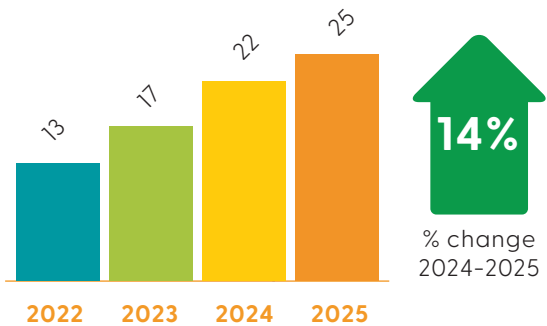
Registered



Practising



Patient-facing



New registrants*

*New registrants include Irish, EU and Non-EU qualified midwives.

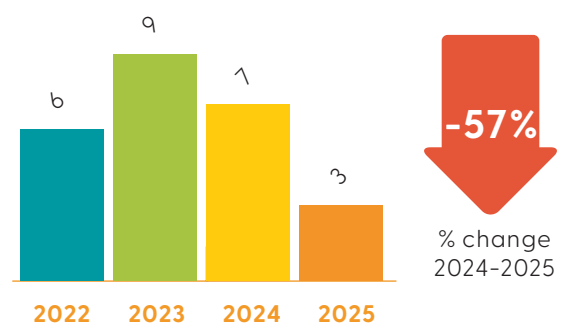
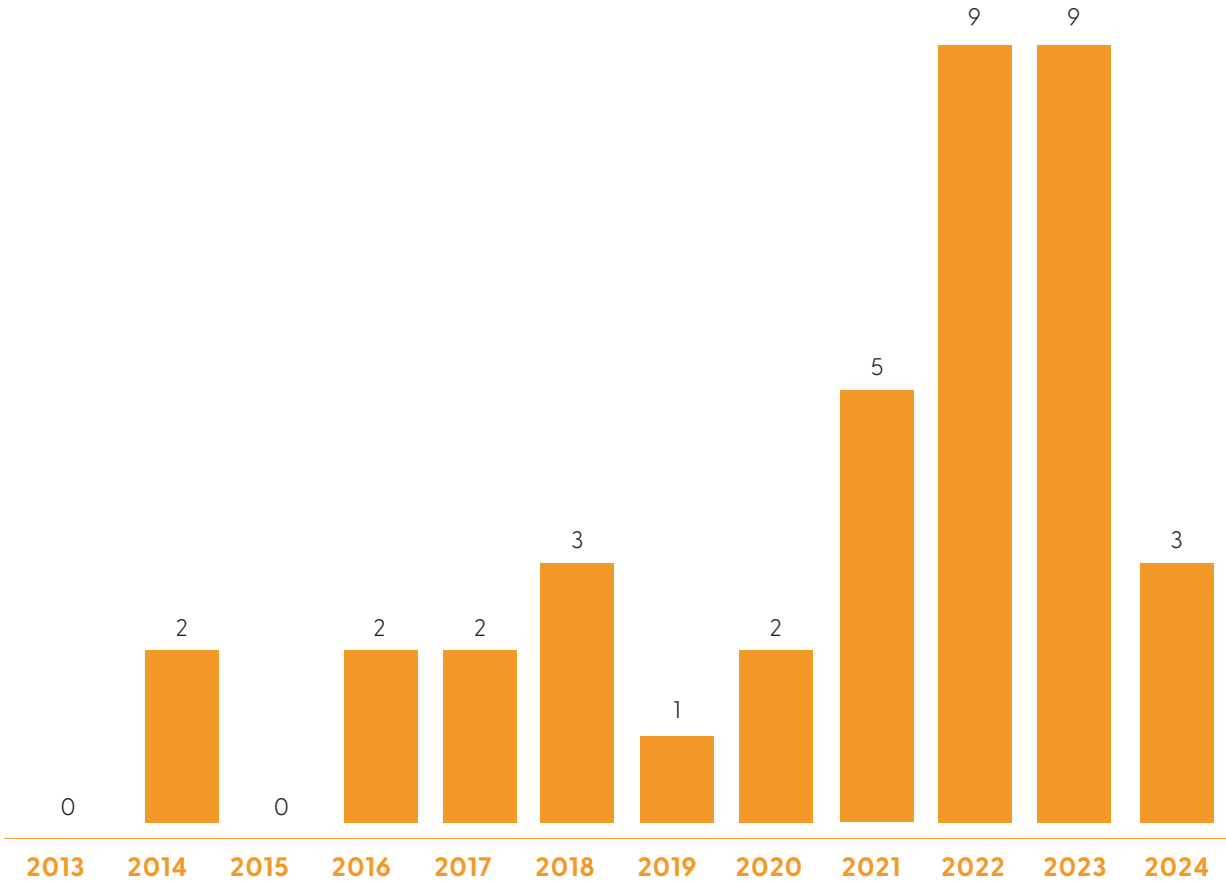


Figure 32: Newly registered Advanced Midwife Practitioners (2013 to 2024)



Figures above are from 1 January to 31 December

Midwife Prescribers Division Information

As of 1 June 2025 there are

132

registered in this division

60

Practising

Of the new or restored registrants there are **22**
that we do not have practising information on.

50

Not
practising

57

Patient-facing
registrants

27

New
registrants

This will be higher as we do not have
information on all new registrants

Gender
breakdown
(total registered
in division)

132 Female

0 Male

Gender
breakdown
(of those practising)

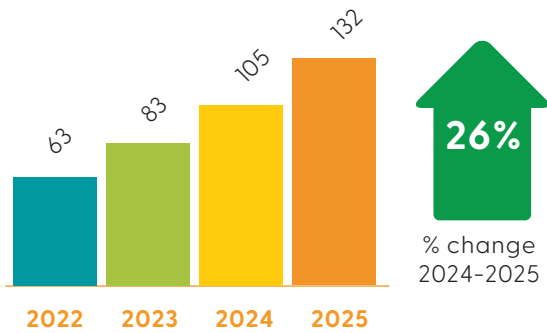
60 Female

0 Male

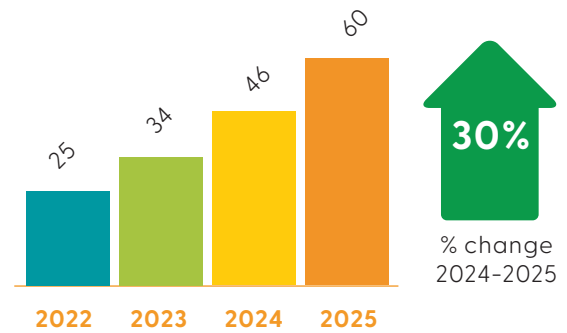
Midwife Prescribers Division Comparison



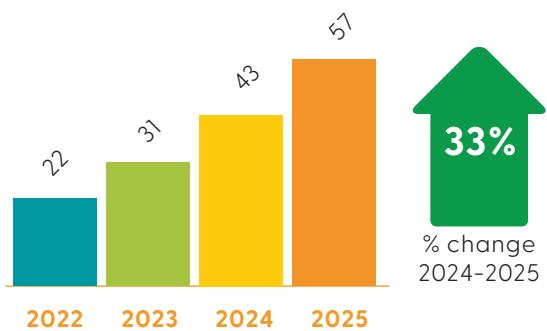
Registered



Practising

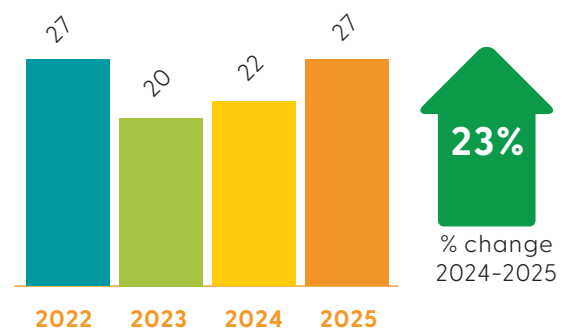


Patient-facing



New registrants*

*New registrants include Irish, EU and Non-EU qualified midwives.



Midwife Tutors Division Information

As of 1 June 2025 there are

29

registered in this division

16

Practising

Of the new or restored registrants there are **0**
that we do not have practising information on.

13

Not
practising

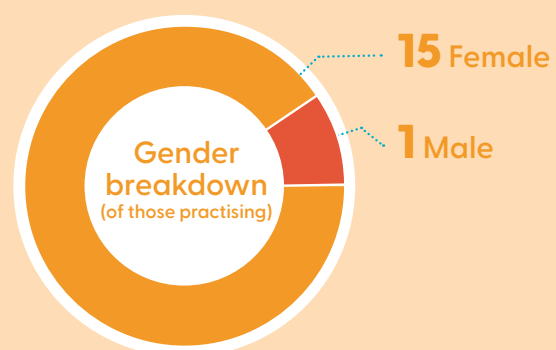
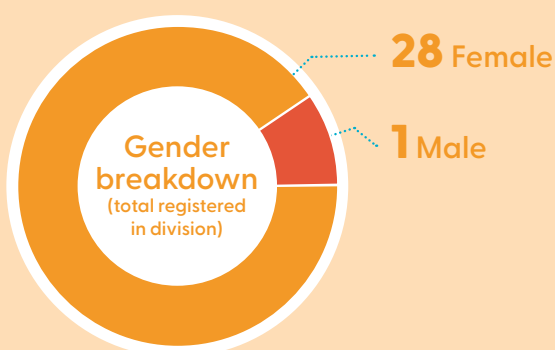
4

Patient-facing
registrants

0

New
registrants

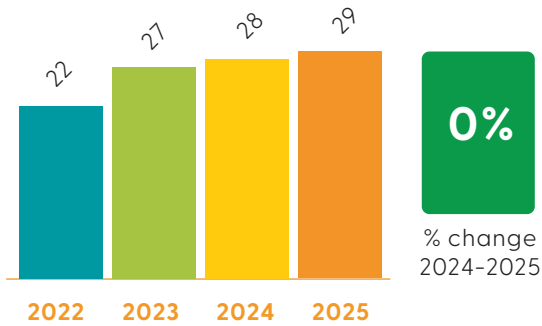
This will be higher as we do not have
information on all new registrants



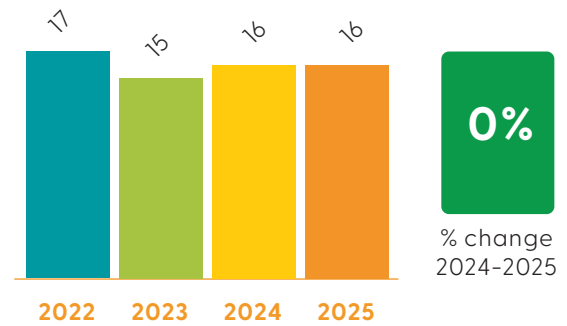
Midwife Tutors Division Comparison



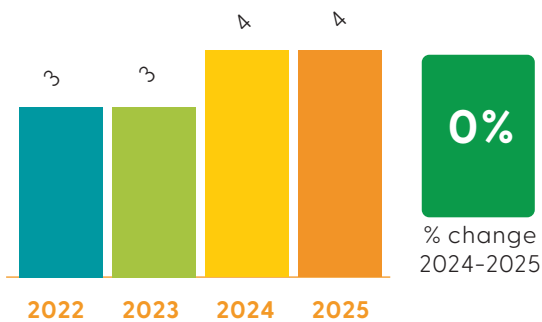
Registered



Practising



Patient-facing



New registrants*

*New registrants include Irish, EU and Non-EU qualified midwives.

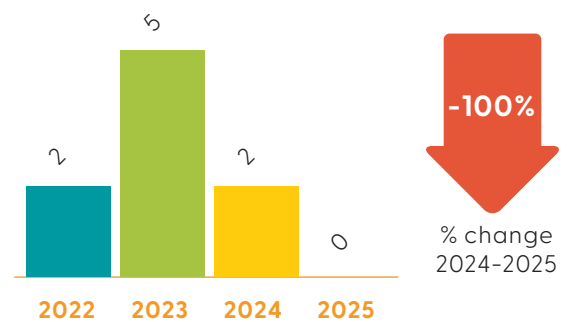


Figure 33: Age distribution of Advanced Midwife Practitioners, Midwife Prescribers and Midwife Tutors divisions

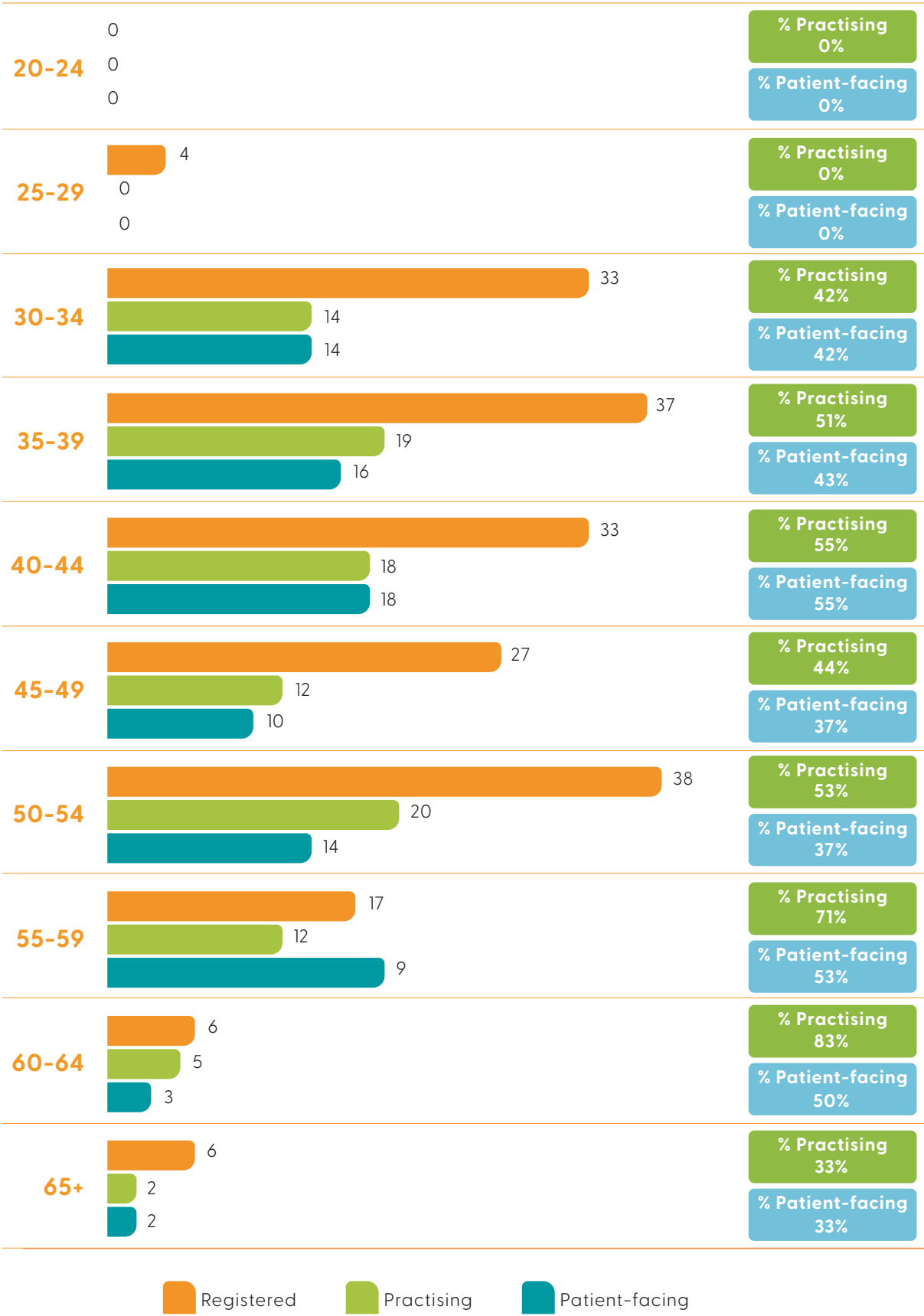
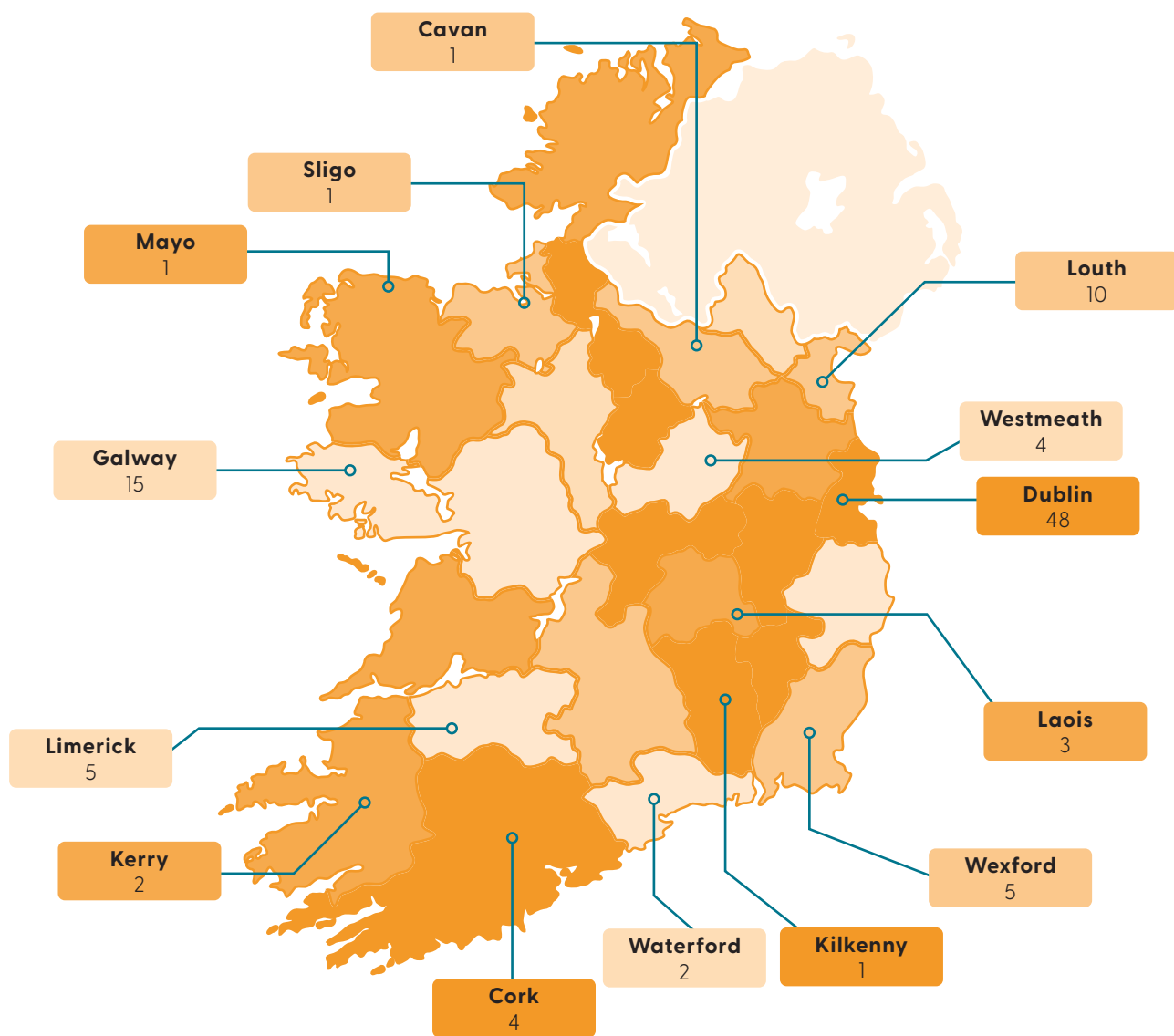


Figure 34: Geographical distribution in Ireland of practising Advanced Midwife Practitioners, Midwife Prescribers and Midwife Tutors



There are 23 new or restored registrants who have not provided practising and workplace information.

Table 18: Geographical distribution in Ireland of practising Advanced Midwife Practitioners, Midwife Prescribers and Midwife Tutors (2024 and 2025 net change)

County	Practising 2022	Practising 2023	Practising 2024	Practising 2025	Net change	% Net change
Cavan	0	0	0	1	1	100%
Cork	4	2	2	4	2	100%
Dublin	26	32	40	48	8	20%
Galway	10	12	16	15	-1	-6%
Kerry	0	0	2	2	0	0%
Kilkenny	2	1	1	1	0	0%
Laois	0	0	0	3	3	300%
Limerick	4	5	5	5	0	0%
Louth	8	10	10	10	0	0%
Mayo	0	1	1	1	0	0%
Sligo	1	1	1	1	0	0%
Waterford	1	1	1	2	1	100%
Westmeath	0	0	3	4	1	33%
Wexford	1	3	4	5	1	25%

Appendix



Certificates of Current Professional Status (CCPS)

NMBI issues Certificates of Current Professional Status (CCPSs) for nurses and midwives who may wish to register abroad. CCPSs are sent directly from NMBI to the equivalent regulatory authority in the country or state where the nurse or midwife is seeking registration. A nurse or midwife may request more than one CCPS in any one year and may request a separate CCPS for each jurisdiction.

Figure A: Total number of CCPS requests (June 2023 to June 2025)

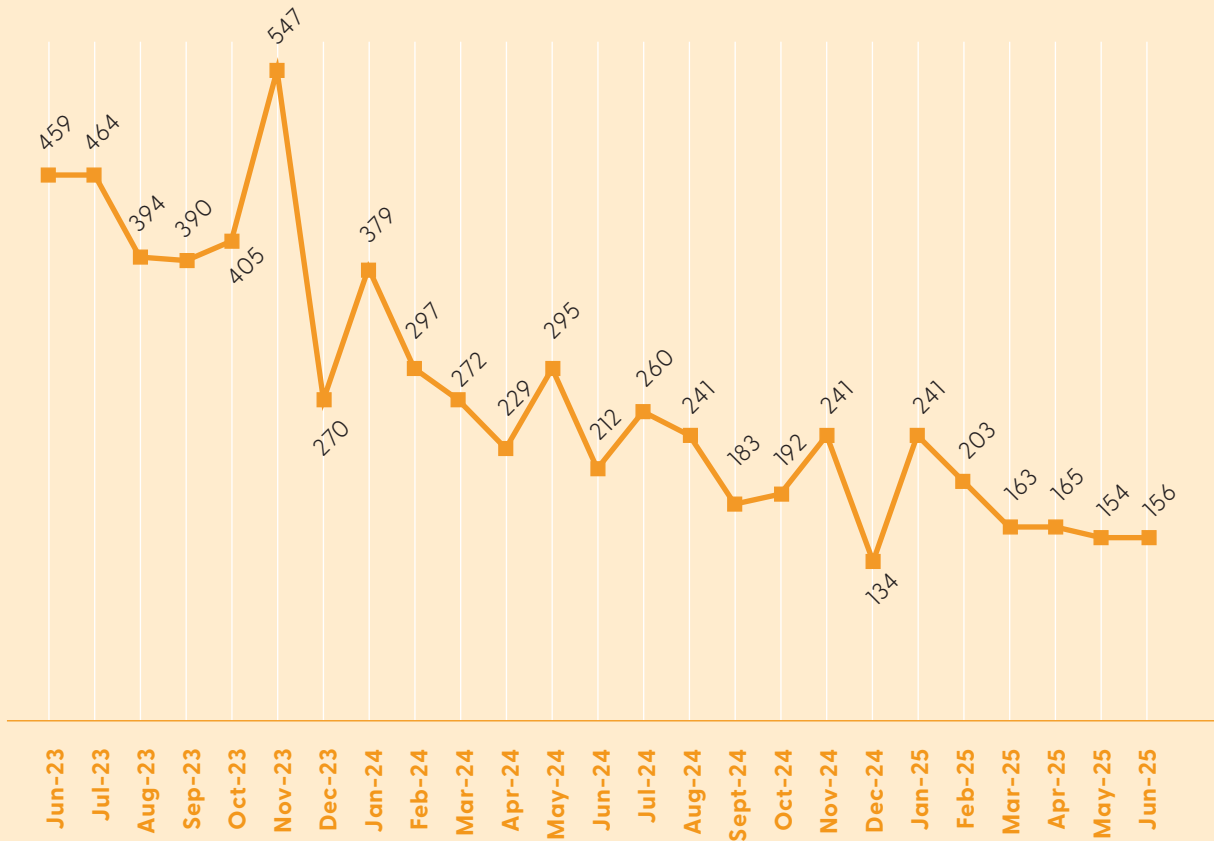



Figure B: Top 5 countries of NMBI registrants practising abroad



The top 5 countries above relate to the 3,075 NMBI registrants who are practising outside of Ireland.

Figure C: Age distribution of CCPS applications (June 2024 to June 2025)

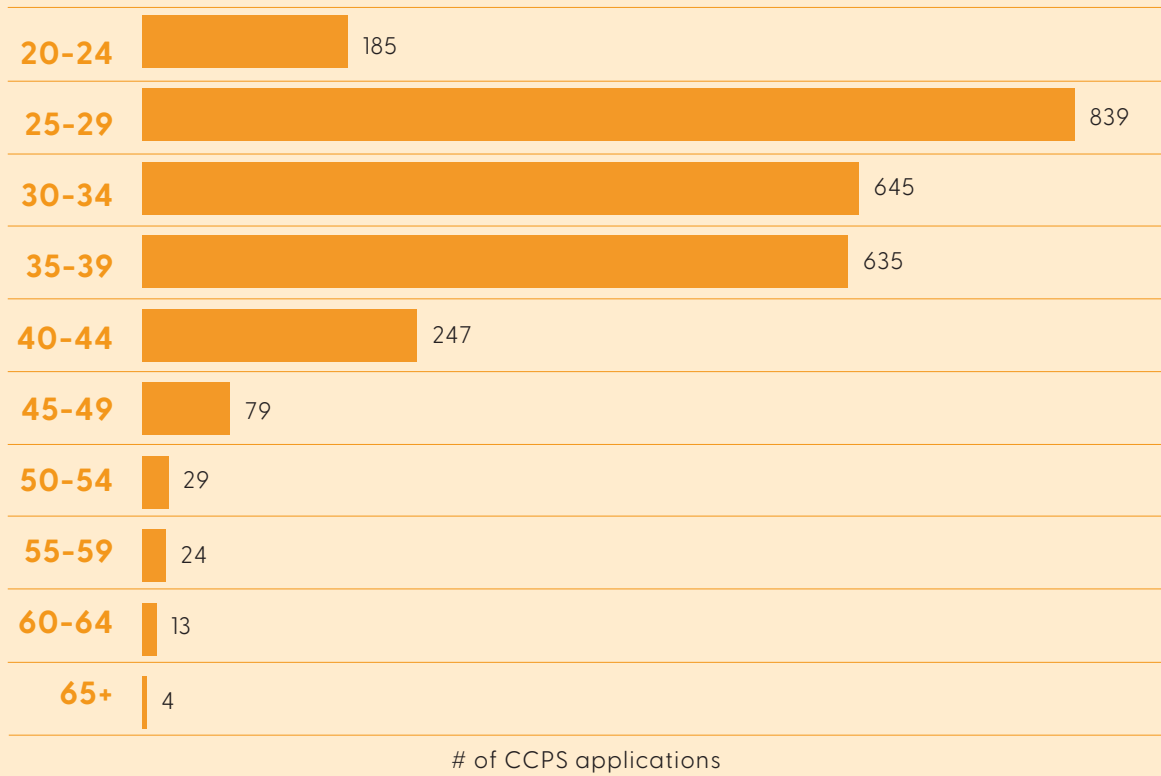



Figure D: Top 5 CCPS applications based on nationality of NMBI registrants (June 2024 to June 2025)



Overseas applicants

Figure E: Top 5 nationalities of overseas applicants



Figure F: Number of overseas applications (EU and Non-EU 2022 to 2025)

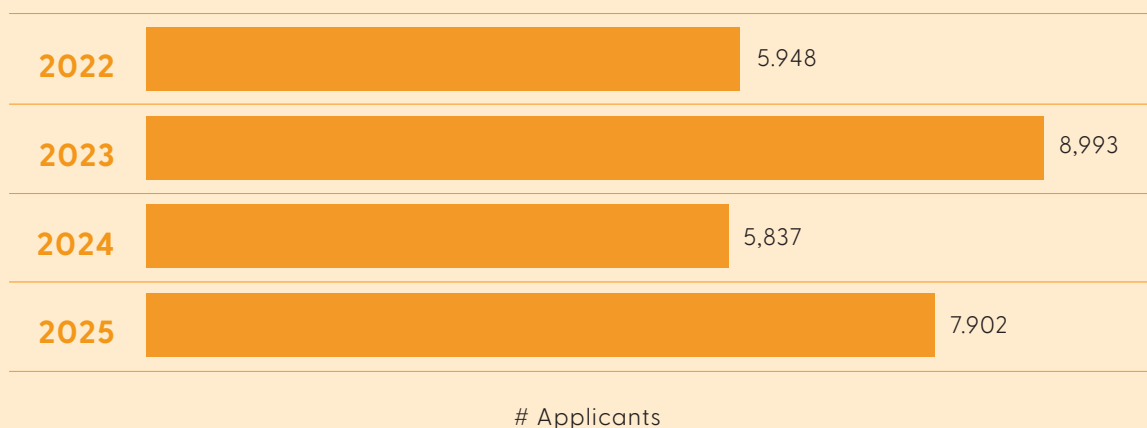


Table A: Breakdown of overseas applications by division

General Nurses	7,592
Midwives	135
Psychiatric Nurses	134
Children's Nurses	22
Advanced Nurse Practitioners	14
Intellectual Disability Nurses	2
Nurse Tutors	1
Public Health Nurses	1
Advanced Midwife Practitioners	1

Figure G: Age distribution of overseas applicants

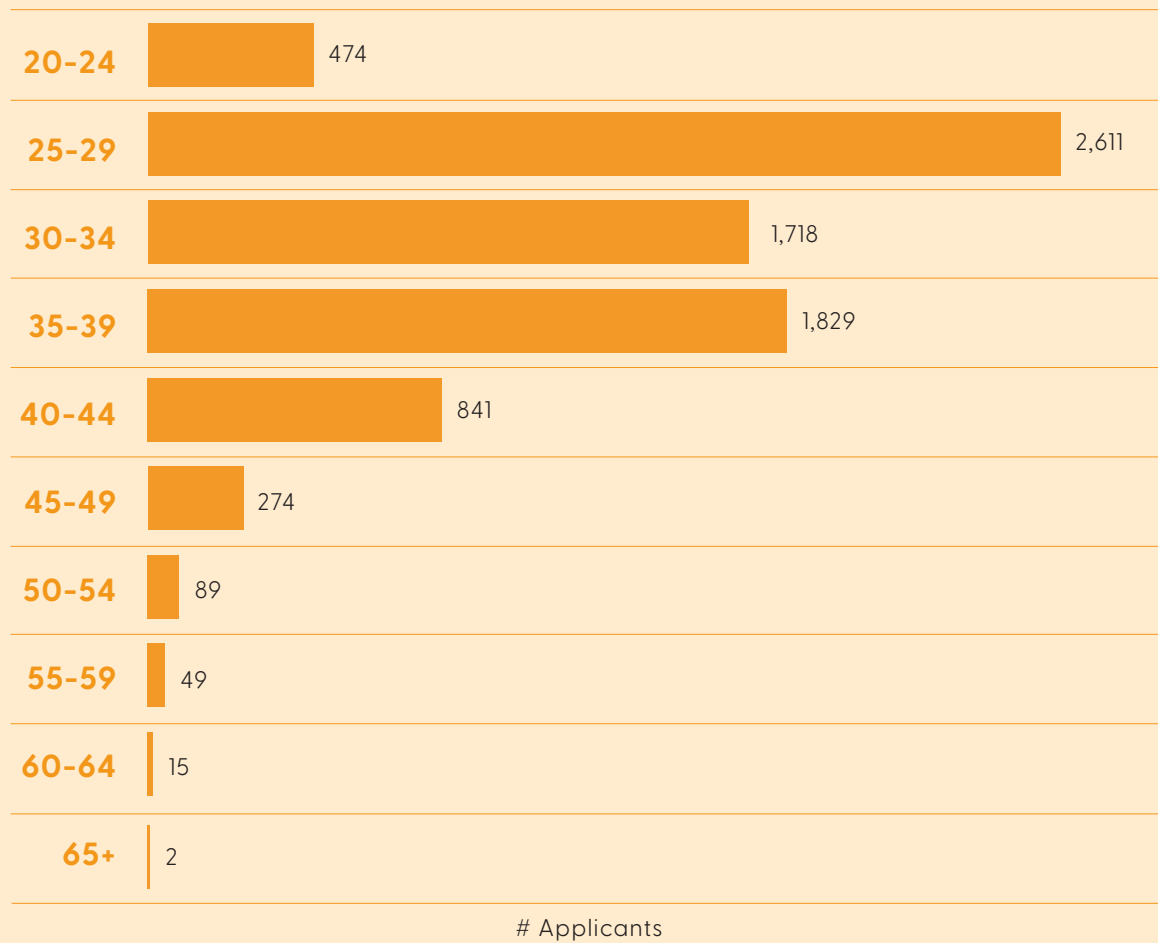
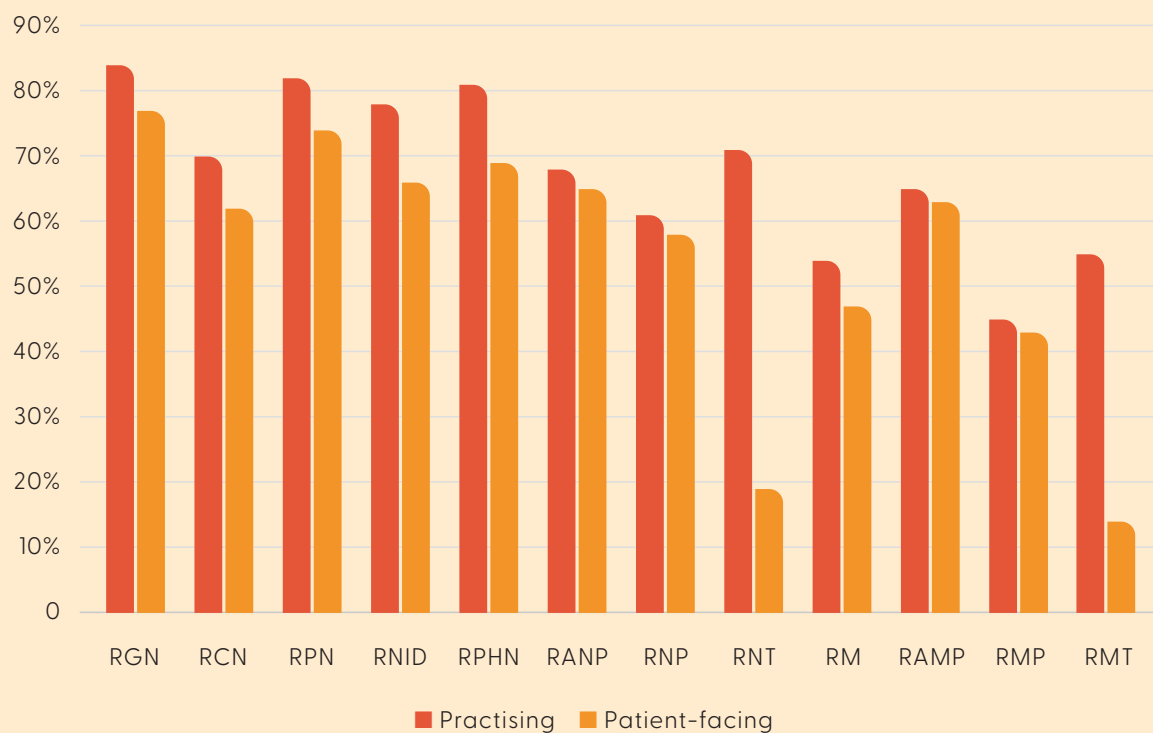


Figure H: % Practising vs. % Patient-facing by division**Table B: % Practising vs. % Patient-facing by division**

Division	Title code	% Practising	% Patient-facing
General Nurses	RGN	84%	77%
Children's Nurses	RCN	70%	62%
Psychiatric Nurses	RPN	82%	74%
Intellectual Disability Nurses	RNID	78%	66%
Public Health Nurses	RPHN	81%	69%
Advanced Nurse Practitioners	RANP	68%	65%
Nurse Prescribers	RNP	61%	58%
Nurse Tutors	RNT	71%	19%
Midwives	RM	54%	47%
Advanced Midwife Practitioners	RAMP	65%	63%
Midwife Prescribers	RMP	45%	43%
Midwife Tutors	RMT	55%	14%



Bord Altranais agus
Cnáimhseachais na hÉireann
Nursing and Midwifery
Board of Ireland